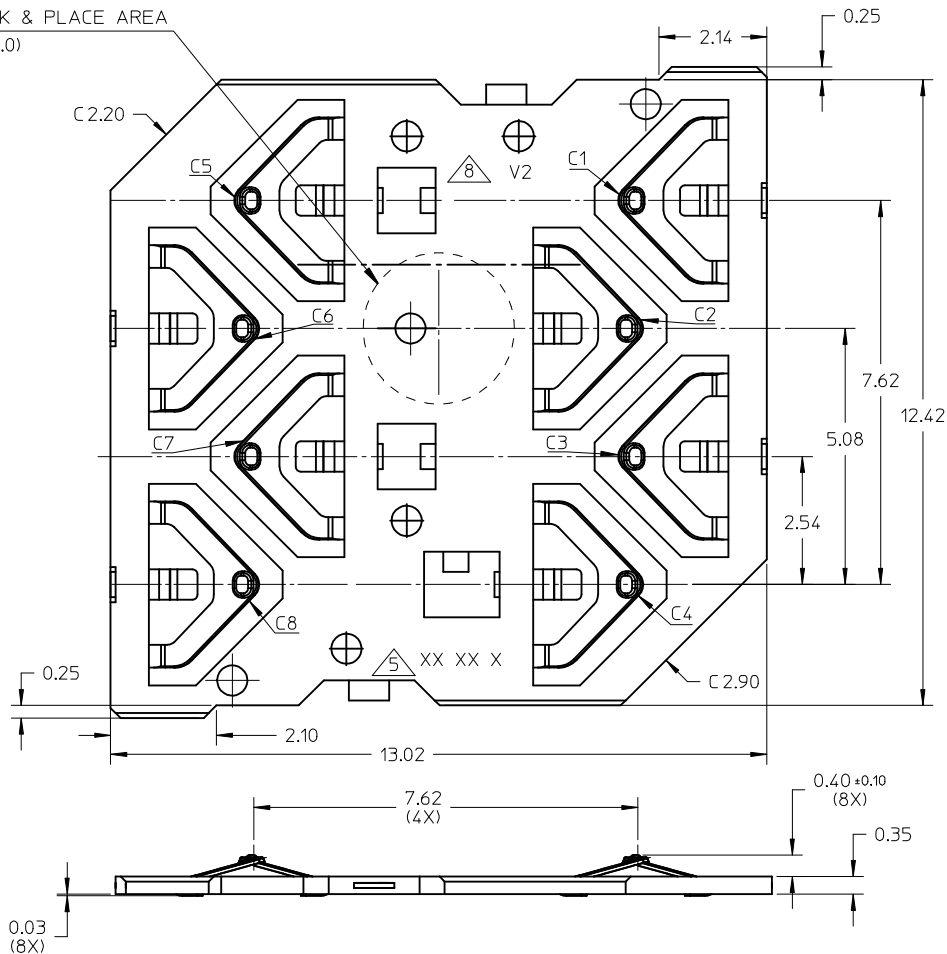


PICK & PLACE AREA
($\phi 3.0$)



NOTE:

1. MATERIAL: HOUSING : LCP, GLASS FILLED, UL94-V0, COLOR: BLACK
TERMINAL : COPPER ALLOY
2. FINISH: TERMINAL: SEE TABLE

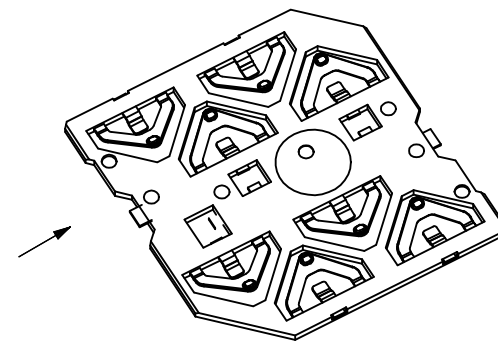
CONTACT AREA	SOLDERTAIL AREA	OTHERS AREA
GOLD (0.127 μ m MIN)	GOLD (0.025 μ m MIN)	NICKEL PLATING
OVER NICKEL UNDERPLATE (2.00 μ m MIN)		

3. PRODUCT SPECIFICATION: PS-151031-0001
4. PACKAGING SPECIFICATION: PK-151032-0001

5. DATE CODE:



6. ALL SOLDER TAIL COPLANARITY: 0.10MM MAX BEFORE REFLOW
7. COMPLIANT TO RoHS DIRECTIVE 2011/65/EC AND ELV DIRECTIVE 2000/53/EC
8. SAMPLE VERSION NUMBER (LASER PRINT): V2



CARD INSERTION DIRECTION

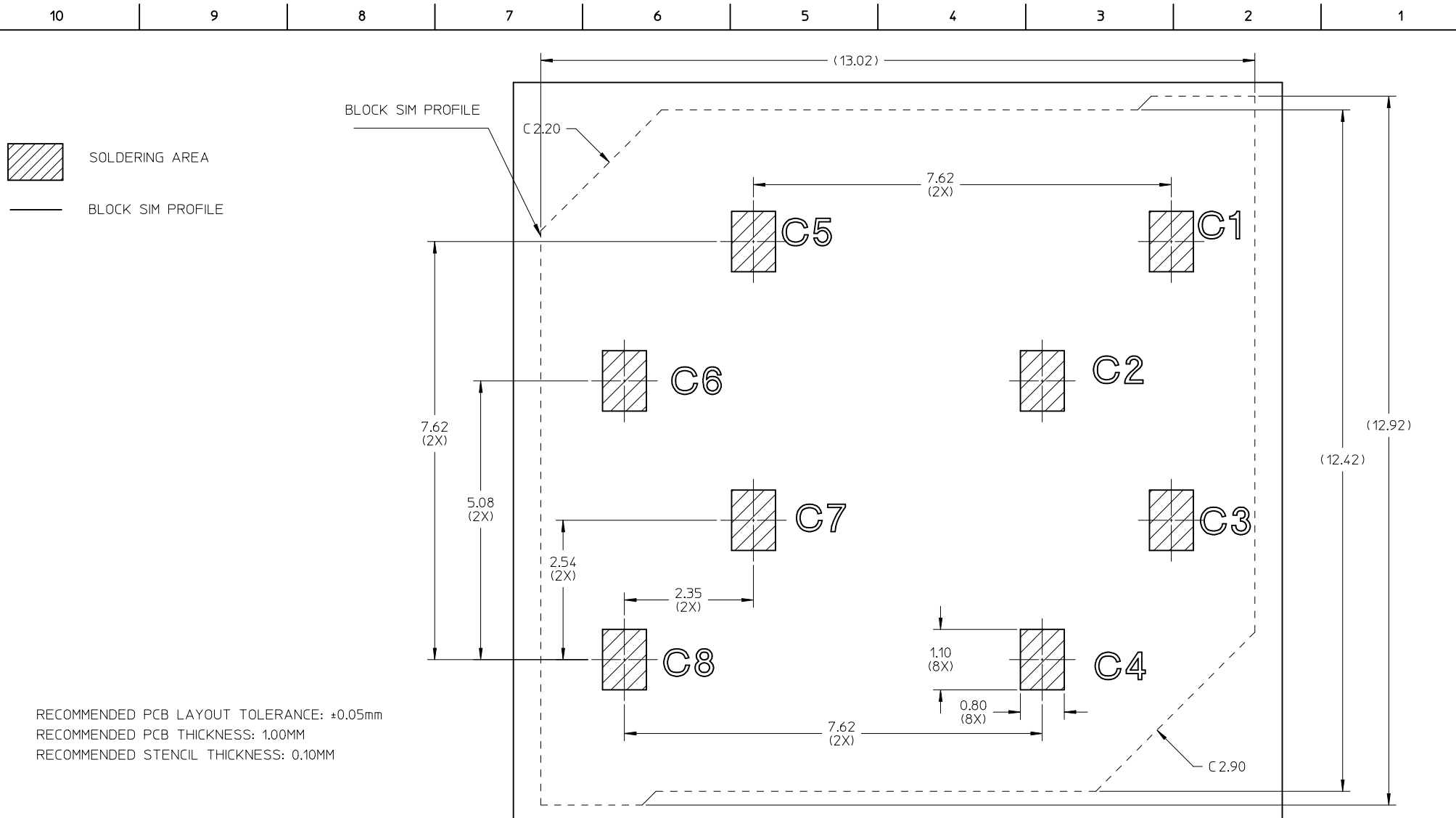
THIS DESIGN IS BASED ON DESIGN OBJECTIVES AND IS STRICTLY TENTATIVE. IT MAY CHANGE BASED ON RESULTS OF ADDITIONAL DESIGN REVIEWS & VERIFICATIONS.

NEW DRAWING	2014/04/28
EC NO: S2015-0206	2014/09/19
DRWN: JZENG	2014/09/19
CHKD: JTAN02	2014/09/22
APPR: KHL IM	
REV	DESCRIPTION
7	

QUALITY SYMBOLS	$\nabla_A = 0$
	$\nabla_B = 1$
	$\nabla_C = 0$

GENERAL TOLERANCES (UNLESS SPECIFIED)	mm	INCH
	4 PLACES \pm ---	\pm ---
	3 PLACES \pm ---	\pm ---
	2 PLACES \pm 0.20	\pm ---
	1 PLACE \pm 0.20	\pm ---
	ANGULAR \pm 3 °	
DRAFT WHERE APPLICABLE MUST REMAIN WITHIN DIMENSIONS		

DIMENSION STYLE		SCALE	DESIGN UNITS	THIRD ANGLE PROJECTION
MM ONLY		NTS	METRIC	
DRAWN BY	DATE	TITLE		
JZENG	2013/11/04	BLOCK SIM CONNECTOR		
CHECKED BY	DATE	0.35H		
JTAN02	2013/12/05	SIDE ENTRY CARD		
APPROVED BY	DATE	MOLEX INCORPORATED		
KHL IM	2014/01/27	MOLEX INCORPORATED		
MATERIAL NO.	DOCUMENT NO.	SHEET NO.		
1510320001	SD-151032-0001	1 OF 2		
SIZE	THIS DRAWING CONTAINS INFORMATION THAT IS PROPRIETARY TO MOLEX INCORPORATED AND SHOULD NOT BE USED WITHOUT WRITTEN PERMISSION			
A3				



RECOMMENDED PCB LAYOUT TOLERANCE: ±0.05mm
 RECOMMENDED PCB THICKNESS: 1.00MM
 RECOMMENDED STENCIL THICKNESS: 0.10MM

THIS DESIGN IS BASED ON DESIGN OBJECTIVES AND IS STRICTLY TENTATIVE. IT MAY CHANGE BASED ON RESULTS OF ADDITIONAL DESIGN REVIEWS & VERIFICATIONS.

SEE SHEET 1 EC NO: S2015-0206 DRWN: JZENG 2014/04/28 CHKD: JTAN02 2014/09/19 APPR: KHL IM 2014/09/22	DESCRIPTION 7	QUALITY SYMBOLS	GENERAL TOLERANCES (UNLESS SPECIFIED)	DIMENSION STYLE	SCALE	DESIGN UNITS	THIRD ANGLE PROJECTION
		$F_A=0$ $F_C=0$ $F_P=0$	mm INCH 4 PLACES ± --- ± --- 3 PLACES ± --- ± --- 2 PLACES ± 0.20 ± --- 1 PLACE ± 0.20 ± --- ANGULAR ± 3 °	MM ONLY	NTS	METRIC	
			DRAWN BY	DATE	TITLE		
			JZENG	2013/11/04	BLOCK SIM CONNECTOR		
			CHECKED BY	DATE	0.35H		
			JTAN02	2013/12/05	SIDE ENTRY CARD		
			APPROVED BY	DATE	MOLEX INCORPORATED		
	KHL IM	2014/01/27	MOLEX INCORPORATED				
	MATERIAL NO.	DOCUMENT NO.	SHEET NO.				
			SD-151032-0001				
			2 OF 2				
			SEE SHEET 1				
			THIS DRAWING CONTAINS INFORMATION THAT IS PROPRIETARY TO MOLEX INCORPORATED AND SHOULD NOT BE USED WITHOUT WRITTEN PERMISSION				