

SPECIFICATION

- Part No. : PC30.07.0100A
- Product Name : FR4 Penta-band GSM Antenna
- Feature : High antenna RF efficiency (Avg 50%
across all bands)
RoHS compliant



I. Introduction

This dipole antenna delivers high efficiency, averaging 50% across all bands, in a small form factor to tracking devices, metering devices and other M2M applications. Further tuning can be done for optimized embedded solutions at specific cellular bands

II. Specification (Free Space)


Specifications					
Communication System	Penta-band Cellular				
	AMPS	GSM	DCS	PCS	UMTS
Frequency (MHz)	824 ~ 896	880~960	1710~1880	1850~1990	1710~2170
Average Efficiency	17%	38%	60%	70%	68%
Gain	2dBi				
Impedance	50 Ohm				
Radiation Pattern	Omni-directional				
Polarization	Linear				
PCB	FR4 74.70 x 8.20 x 0.8 mm				
Connector	IPEX				
Cable	Ø1.13				
Cable Length	100 mm				
Operation Temperature	-40°C ~ +85°C				
Storage Temperature	-40°C ~ +85°C				

Please note that Cables and Connectors are Customizable, customized solution will have an MOQ

III. Electrical Property

III.1 Test Setup

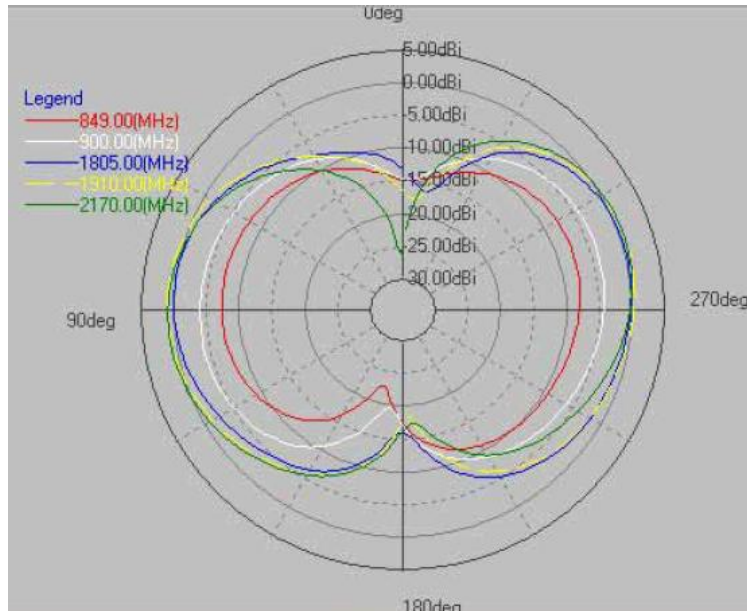
Satimo SG64 3D-chamber is used for radiation and efficiency test. For the free space test, a Styrofoam is used to fix the antenna in the testing set.



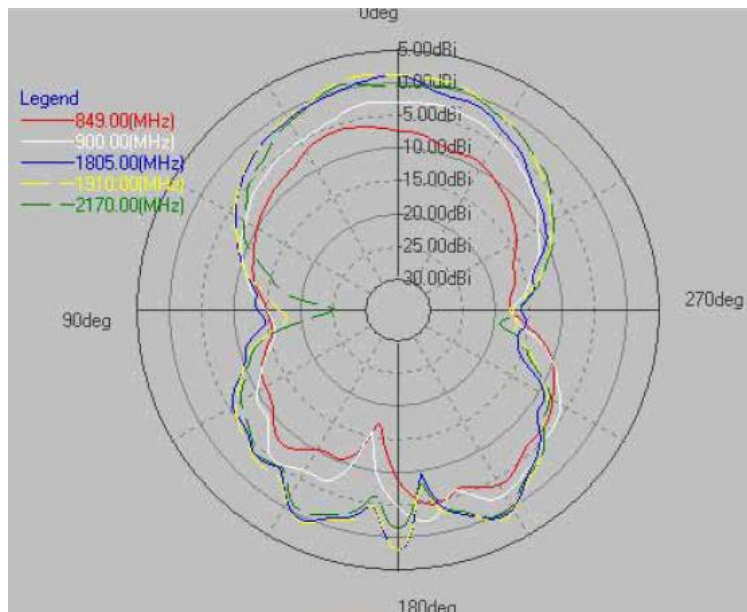
Antenna setup and Satimo SG64 3D-chamber.

III.2 Radiation Pattern

The radiation pattern of PC.30 in free space as the above test setup is --

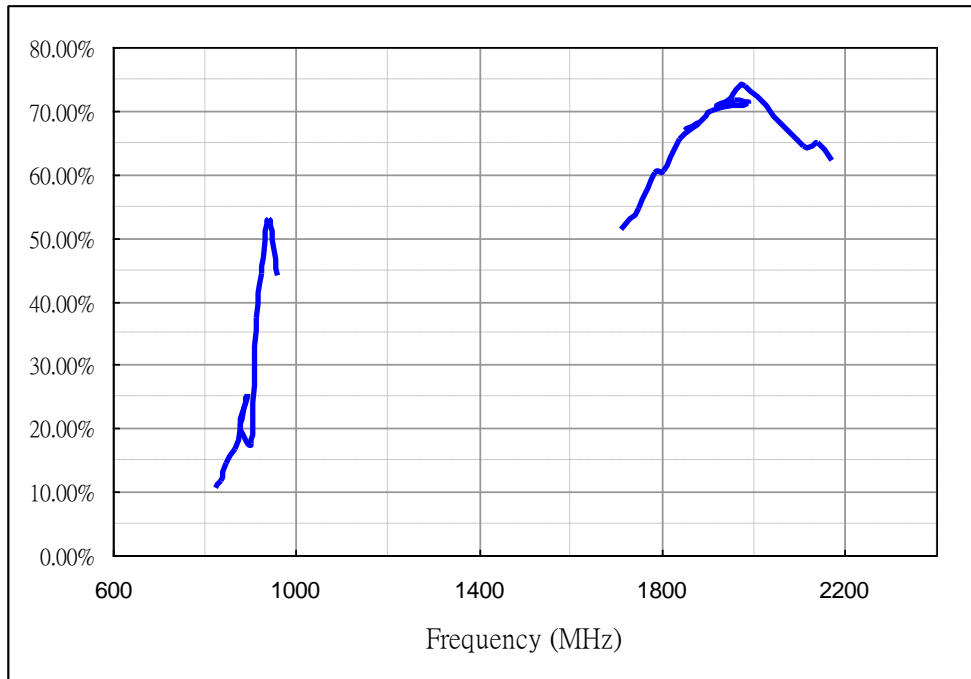


Radiation pattern of x-y plane



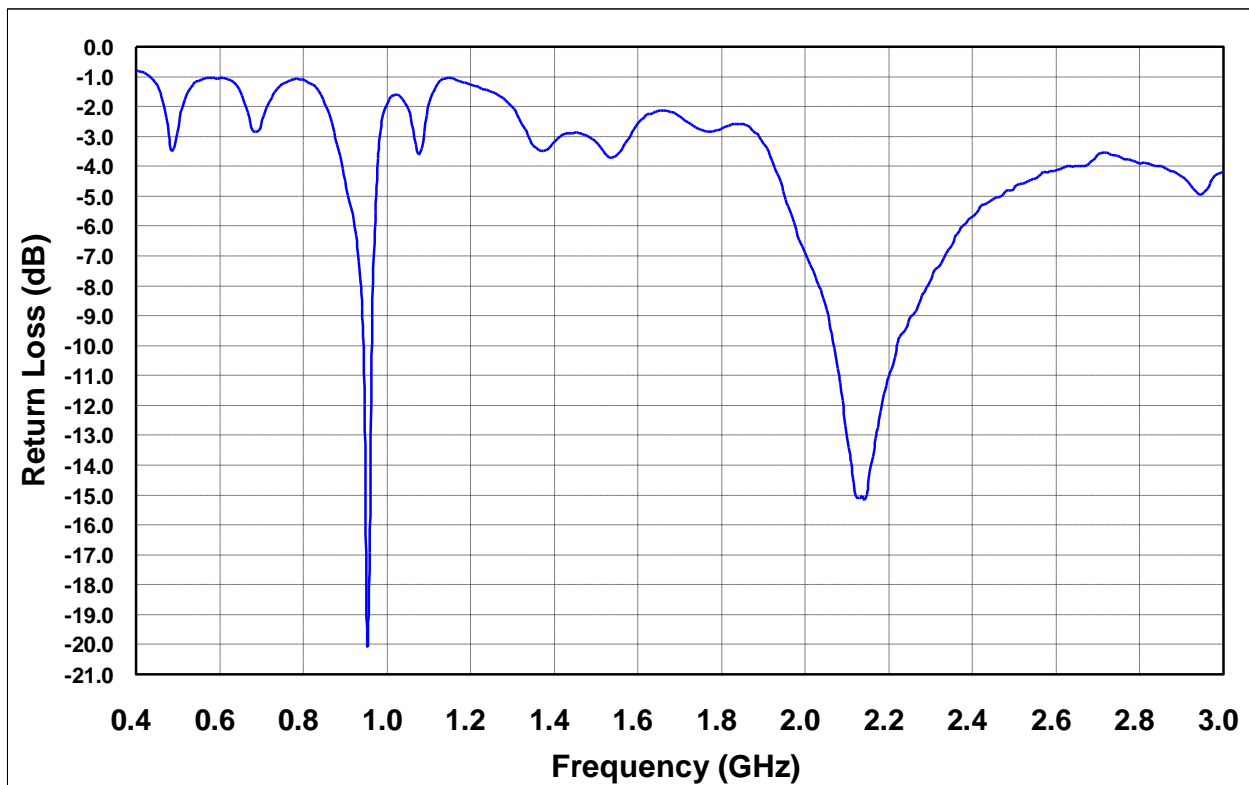
Radiation pattern of x-z plane

III.3 Efficiency



III.4 Return Loss

A piece of Styrofoam is used to hold PC.30 at least 30cm away from any metal surrounding objects. Agilent E5071B Network Analyzer is used for the return loss measurement.



IV. Drawing

