

**Electrical Details**

Electrical Configuration	C Filter	
Capacitance Measurement	@ 1000hr Point	
Current Rating	10A	
Insulation Resistance (IR)	10GΩ or 1000ΩF	
Temperature Rating	-55°C to +125°C	
Ferrite Inductance (Typical)	Not Applicable	

**Mechanical Details**

Head Diameter	6.35mm (0.250")
Nut A/F	6.0mm (0.236")
Washer Diameter	9.1mm (0.358")
Mounting Torque	0.6Nm (5.31bf in) max. if using nut 0.3Nm (2.65bf in) max. into tapped hole
Mounting Hole Diameter	5.2mm ± 0.1 (0.205" ± 0.004")
Max. Panel Thickness	3.4mm (0.134")
Weight (Typical)	1.8g (0.06oz)
Finish	Silver plate on copper undercoat

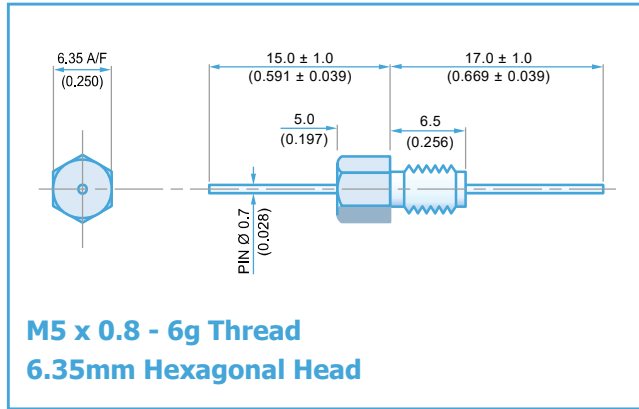
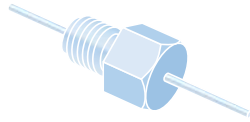
Product Code	Capacitance (±20%) UOS	Dielectric	Rated Voltage (Vdc)	DWV (Vdc)	Typical No-Load Insertion Loss (dB)										
					0.01MHz	0.1MHz	1MHz	10MHz	100MHz	1GHz					
*SFCMC5000100ZC	10pF -20% / +80%	COG/NPO	500#	750						4					
SFCMC5000150ZC	15pF -20% / +80%											7			
SFCMC5000220ZC	22pF -20% / +80%											10			
SFCMC5000330ZC	33pF -20% / +80%											12			
*SFCMC5000470ZC	47pF -20% / +80%										1	15			
*SFCMC5000680MC	68pF										2	18			
*SFCMC5000101MC	100pF										4	22			
SFCMC5000151MC	150pF										7	25			
*SFCMC5000221MC	220pF										10	29			
*SFCMC5000331MC	330pF										13	33			
*SFCMC5000471MX	470pF	†X7R					1	16	35						
SFCMC5000681MX	680pF						2	19	36						
*SFCMC5000102MX	1.0nF	X7R	500#	750					4	41					
SFCMC5000152MX	1.5nF										7	45			
*SFCMC5000222MX	2.2nF										10	50			
SFCMC5000332MX	3.3nF										13	52			
*SFCMC5000472MX	4.7nF									1	16	55			
SFCMC5000682MX	6.8nF									2	19	57			
*SFCMC5000103MX	10nF									4	22	60			
*SFCMC5000153MX	15nF									7	25	62			
*SFCMC5000223MX	22nF									10	29	65			
SFCMC5000333MX	33nF									13	33	68			
*SFCMC5000473MX	47nF									1	16	70			
SFCMC5000683MX	68nF									2	19	70			
SFCMC5000104MX	100nF									4	22	70			
SFCMC5000154MX	150nF									7	25	70			
*SFCMC2000224MX	220nF					200	500			10	29	49	62	>70	
SFCMC1000334MX	330nF					100	250				13	33	52	66	>70
*SFCMC1000474MX	470nF									1	16	35	55	68	>70
SFCMC0500684MX	680nF							50	125	2	19	38	58	70	>70

# Also rated for operation at 115Vac 400Hz. Self heating will occur - evaluation in situ recommended. \* Recommended values. † Also available in COG/NPO.

**Ordering Information - SFCMC range**

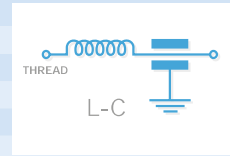
SF	C	M	C	500	0101	M	C	0
Type	Case style	Thread	Electrical configuration	Voltage (dc)	Capacitance in picofarads (pF)	Tolerance	Dielectric	Nuts & Washers
Syfer Filter	6.35mm A/F	M5	C = C Filter	<b>050</b> = 50V <b>100</b> = 100V <b>200</b> = 200V <b>500</b> = 500V	First digit is 0. Second and third digits are significant figures of capacitance code. The fourth digit is number of zeros following Example: <b>0101</b> = 100pF <b>0332</b> = 3300pF	<b>M</b> = ±20% <b>Z</b> = -20+80%	<b>C</b> = COG/NPO <b>X</b> = X7R	<b>0</b> = Without <b>1</b> = With

Note: The addition of a 4-digit numerical suffix code can be used to denote changes to the standard part. Options include for example: change of finish / alternative voltage rating / non-standard intermediate capacitance values / test requirements. Please refer specific requests to the factory.



**Electrical Details**

Electrical Configuration	L-C Filter
Capacitance Measurement	@ 1000hr Point
Current Rating	10A
Insulation Resistance (IR)	10GΩ or 1000ΩF
Temperature Rating	-55°C to +125°C
Ferrite Inductance (Typical)	500nH



**Mechanical Details**

Head Diameter	6.35mm (0.250")
Nut A/F	6.0mm (0.236")
Washer Diameter	9.1mm (0.358")
Mounting Torque	0.6Nm (5.31lbf in) max. if using nut 0.3Nm (2.65lbf in) max. into tapped hole
Mounting Hole Diameter	5.2mm ± 0.1 (0.205" ± 0.004")
Max. Panel Thickness	3.4mm (0.134")
Weight (Typical)	1.8g (0.06oz)
Finish	Silver plate on copper undercoat

Product Code	Capacitance (±20%) UOS	Dielectric	Rated Voltage (Vdc)	DWV (Vdc)	Typical No-Load Insertion Loss (dB)						
					0.01MHz	0.1MHz	1MHz	10MHz	100MHz	1GHz	
*SFCML5000100ZC	10pF -20% / +80%	COG/NP0	500#	750	-	-	-	-	-	6	
SFCML5000150ZC	15pF -20% / +80%				-	-	-	-	-	9	
SFCML5000220ZC	22pF -20% / +80%				-	-	-	-	-	12	
SFCML5000330ZC	33pF -20% / +80%				-	-	-	-	1	15	
*SFCML5000470ZC	47pF -20% / +80%				-	-	-	-	2	19	
*SFCML5000680MC	68pF				-	-	-	-	4	20	
*SFCML5000101MC	100pF				-	-	-	-	7	24	
SFCML5000151MC	150pF				-	-	-	-	10	27	
*SFCML5000221MC	220pF				-	-	-	-	12	30	
*SFCML5000331MC	330pF				-	-	-	1	16	34	
*SFCML5000471MX	470pF	†X7R			-	-	-	2	19	38	
SFCML5000681MX	680pF				-	-	-	3	22	41	
*SFCML5000102MX	1.0nF	X7R			-	-	-	6	25	44	
SFCML5000152MX	1.5nF				-	-	-	9	29	48	
*SFCML5000222MX	2.2nF				-	-	-	12	31	51	
SFCML5000332MX	3.3nF				-	-	-	15	35	54	
*SFCML5000472MX	4.7nF				-	-	1	18	39	57	
SFCML5000682MX	6.8nF				-	-	2	21	41	60	
*SFCML5000103MX	10nF				-	-	4	23	43	63	
*SFCML5000153MX	15nF				-	-	7	27	46	66	
*SFCML5000223MX	22nF		-	-	10	30	48	68			
SFCML5000333MX	33nF		-	-	13	34	50	70			
*SFCML5000473MX	47nF		-	-	17	37	51	>70			
SFCML5000683MX	68nF		-	-	20	40	55	>70			
*SFCML5000104MX	100nF		-	-	22	44	60	>70			
SFCML5000154MX	150nF		-	-	25	47	62	>70			
*SFCML2000224MX	220nF		-	200	500	-	10	29	49	66	>70
SFCML1000334MX	330nF		-	100	250	-	13	33	53	68	>70
*SFCML1000474MX	470nF		1			16	35	56	>70	>70	
SFCML0500684MX	680nF		2			19	38	58	>70	>70	

# Also rated for operation at 115Vac 400Hz. Self-heating will occur - evaluation in situ recommended. \* Recommended values. † Also available in COG/NP0.

**Ordering Information - SFCML range**

SF	C	M	L	500	0101	M	C	0
Type	Case style	Thread	Electrical configuration	Voltage (dc)	Capacitance in picofarads (pF)	Tolerance	Dielectric	Nuts & Washers
Syfer Filter	6.35mm A/F	M5	L = L-C Filter	<b>050</b> = 50Vdc <b>100</b> = 100Vdc <b>200</b> = 200Vdc <b>500</b> = 500Vdc	First digit is 0. Second and third digits are significant figures of capacitance code. The fourth digit is number of zeros following Example: <b>0101</b> = 100pF <b>0332</b> = 3300pF	<b>M</b> = ±20% <b>Z</b> = -20+80%	<b>C</b> = COG/NP0 <b>X</b> = X7R	<b>0</b> = Without <b>1</b> = With

Note: The addition of a 4-digit numerical suffix code can be used to denote changes to the standard part. Options include for example: change of finish / alternative voltage rating / non-standard intermediate capacitance values / test requirements. Please refer specific requests to the factory.