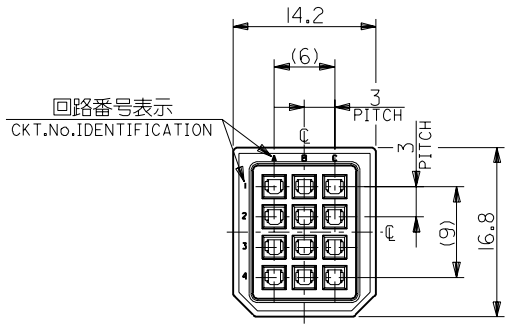
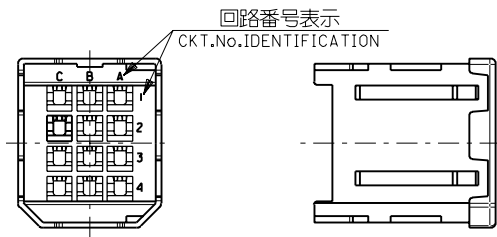
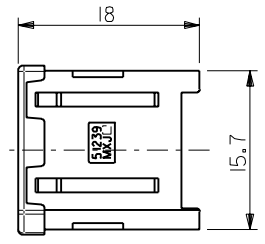


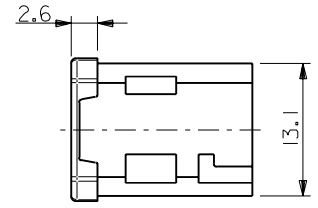
DWG. NO. SD-51239-004



嵌合側  
MATING SIDE



電線挿入側  
WIRE SIDE



注記  
NOTES

1. 材質  
MATERIAL  
ガラス入りPBT樹脂 UL94V-0 色:黒  
HOUSING : PBT G.F. UL94V-0 COLOR : BLACK
2. 適用端子 : 56120-8\*90 , 56121-8\*90  
APPLICABLE CRIMP PIN : 56120-8\*90 , 56121-8\*90
3. 適用シエルボディ : 56380-1200  
APPLICABLE SHELL BODY : 56380-1200
4. 適用シエルカバー : 56381-1200  
APPLICABLE SHELL COVER : 56381-1200
5. 嵌合相手 : 51233-121\*  
MEET WITH : 51233-121\*

<誤嵌合防止キー (極性) タイプ> <POLARITY KEY TYPE>

51239-1201	51239-1202	51239-1203	51239-1204	51239-1205
STANDARD TYPE	A TYPE	B TYPE	C TYPE	D TYPE

A-2	D	51239-1205	51239-***0*	12
C-3	C	51239-1204		
B-3	B	51239-1203		
B-2	A	51239-1202		
—	STANDARD	51239-1201		
POLARITY POSITION (CIRCUIT No.)	POLARITY TYPE	MATERIAL No.	MODEL No.	CIRCUIT

DO NOT SCALE DRAWING

EC NO. DRWN: CHK: APPR:	EC NO. DRWN: CHK: APPR:	EC NO. DRWN: CHK: APPR:	REVISED 01/10/04	MATERIAL 材料	GENERAL TOLERANCES: (UNLESS SPECIFIED) 一般公差	SCALE 2-1	DESIGN UNITS mm INCH	THIRD ANGLE PROJECTION	DIMENSIONS: mm INCH	SHT	REV
			EC NO. J2002-0786 DRWN: S.AKIYAMA CHK: J.MIYAZAWA APPR: Y.O.ITO								
A	0			注記参照 SEE NOTES							
				WIRE RANGE 適用電線範囲							
				INS. RANGE 被覆外径							
DRAWN BY & DATE S. Akiyama 01/01/25									TITLE: COMPACT ROBOT CONN. (CRC) PLUG SOCKET HS'G		
CHECKED BY & DATE J. Miyazawa / Y. Ito									MATERIAL NO. SEE CHART		
APPROVED BY & DATE Y. Ito									DRAWING NO. SD-51239-004		
CAD FILE NAME 51239004.S01									SHEET NO. 1 OF 1		