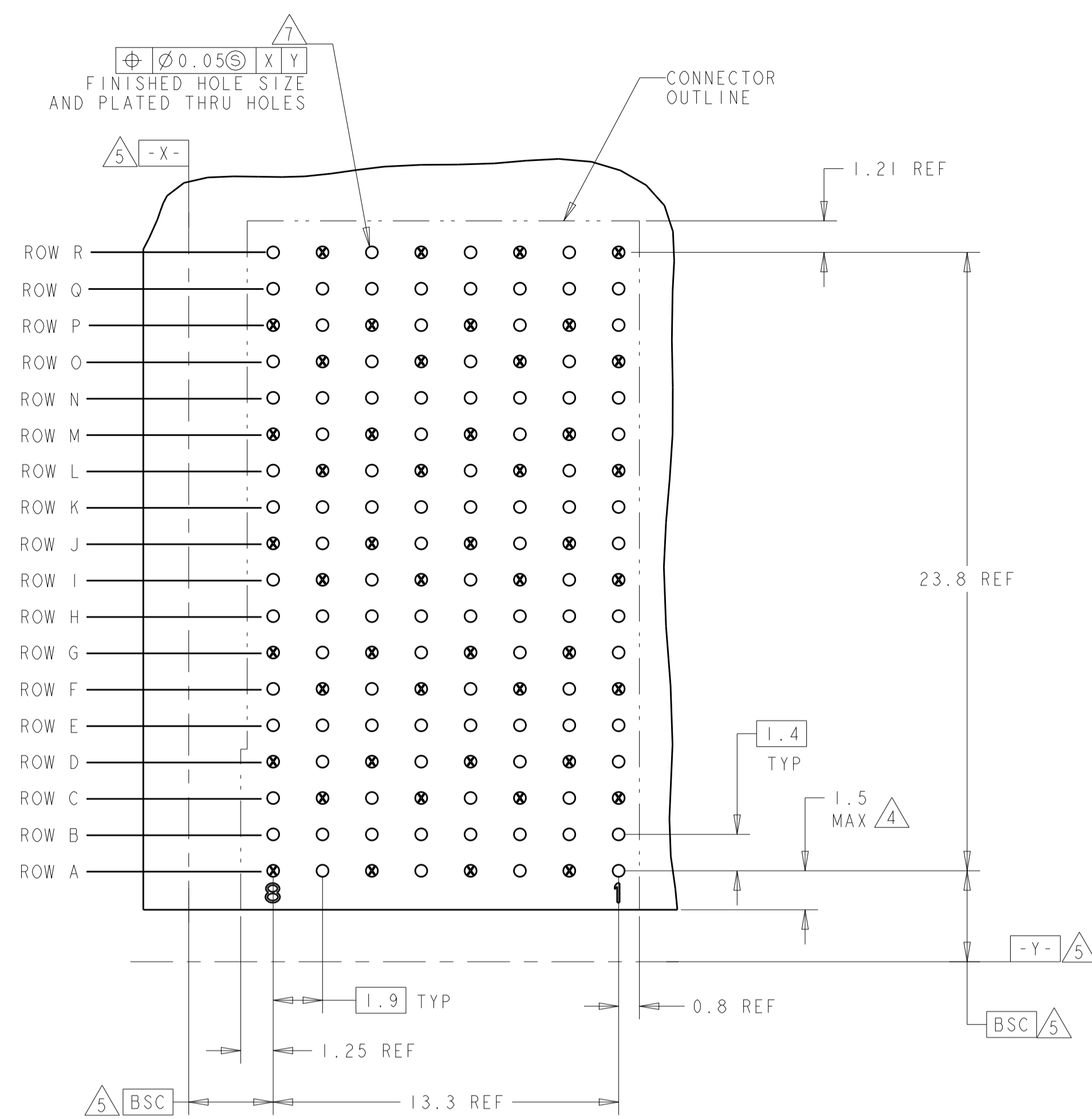
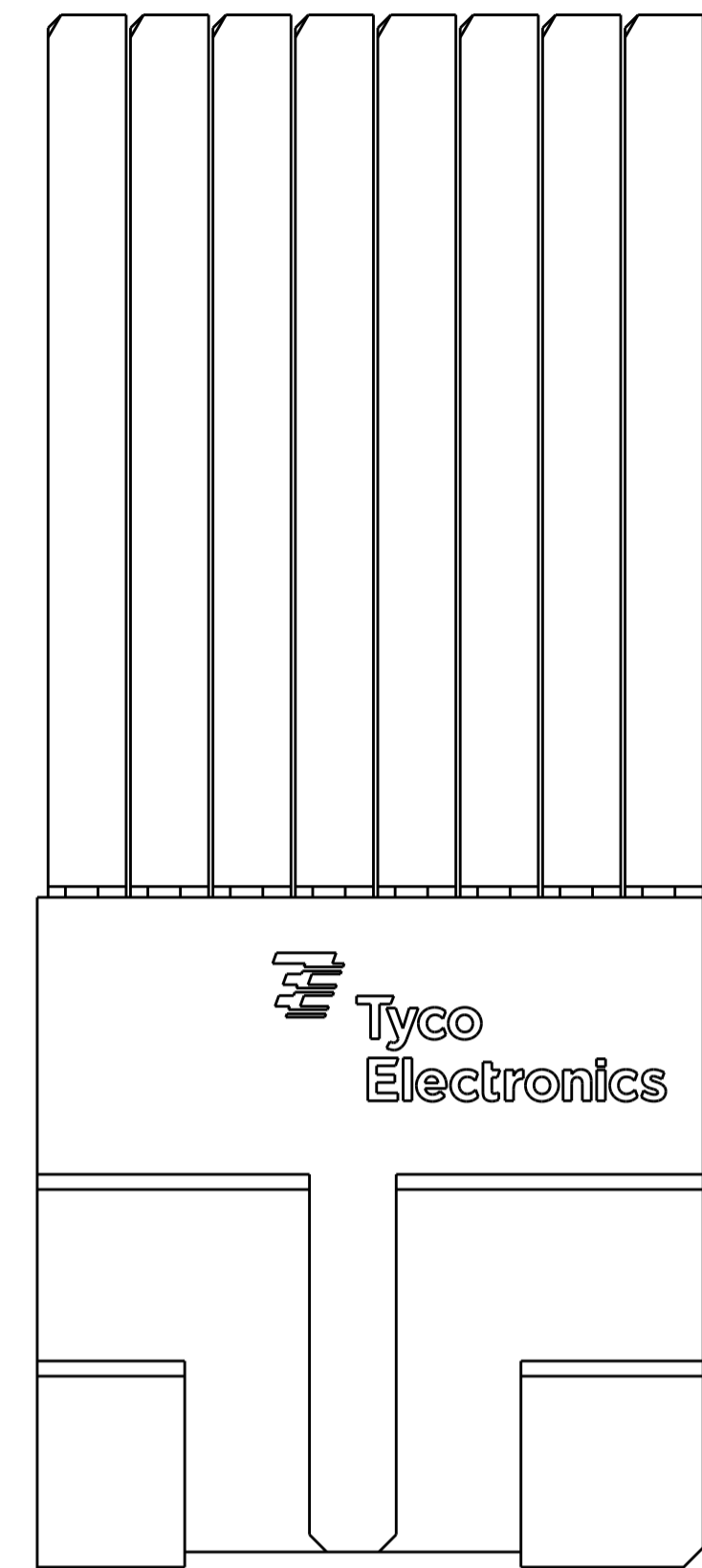


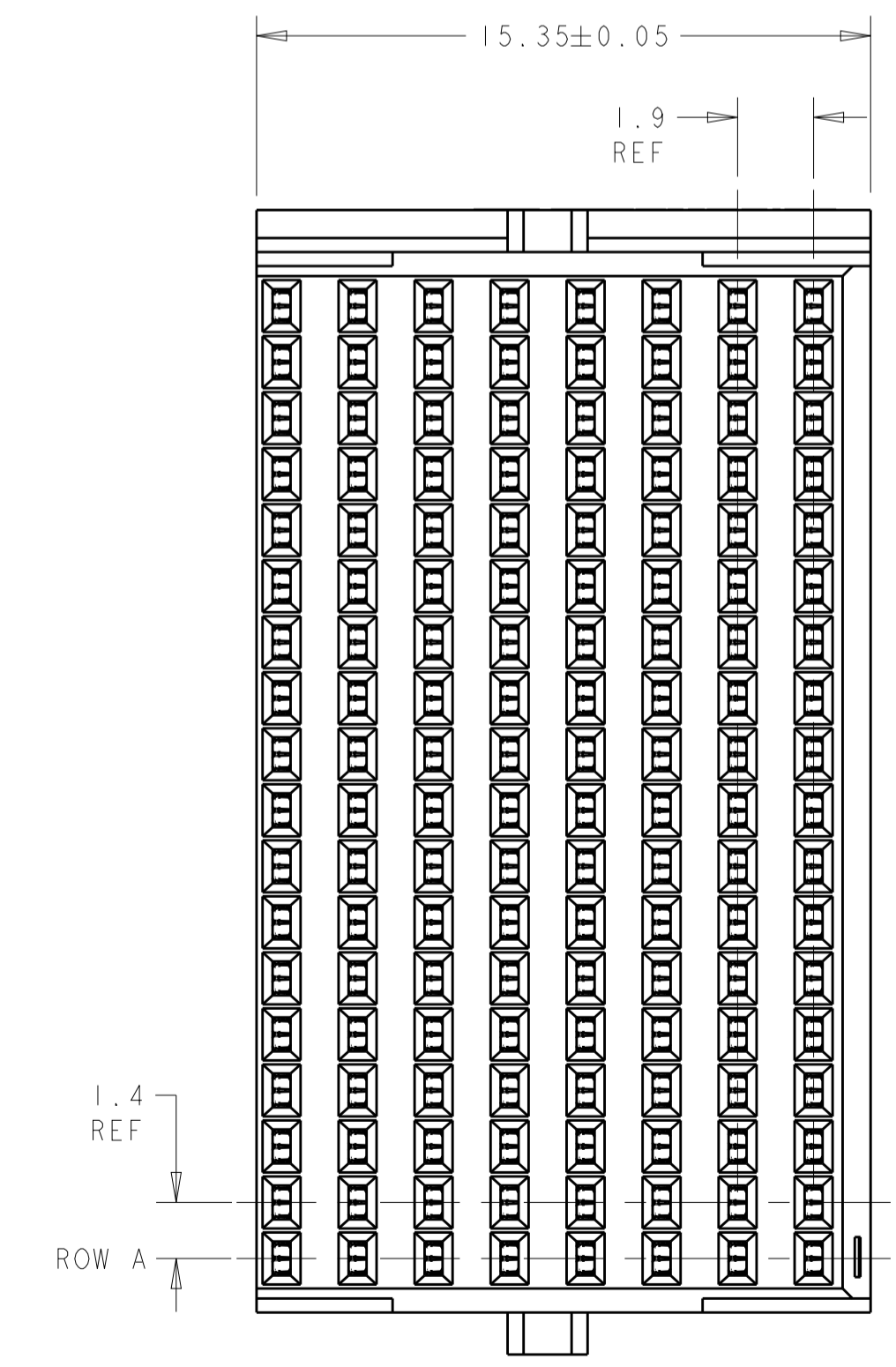
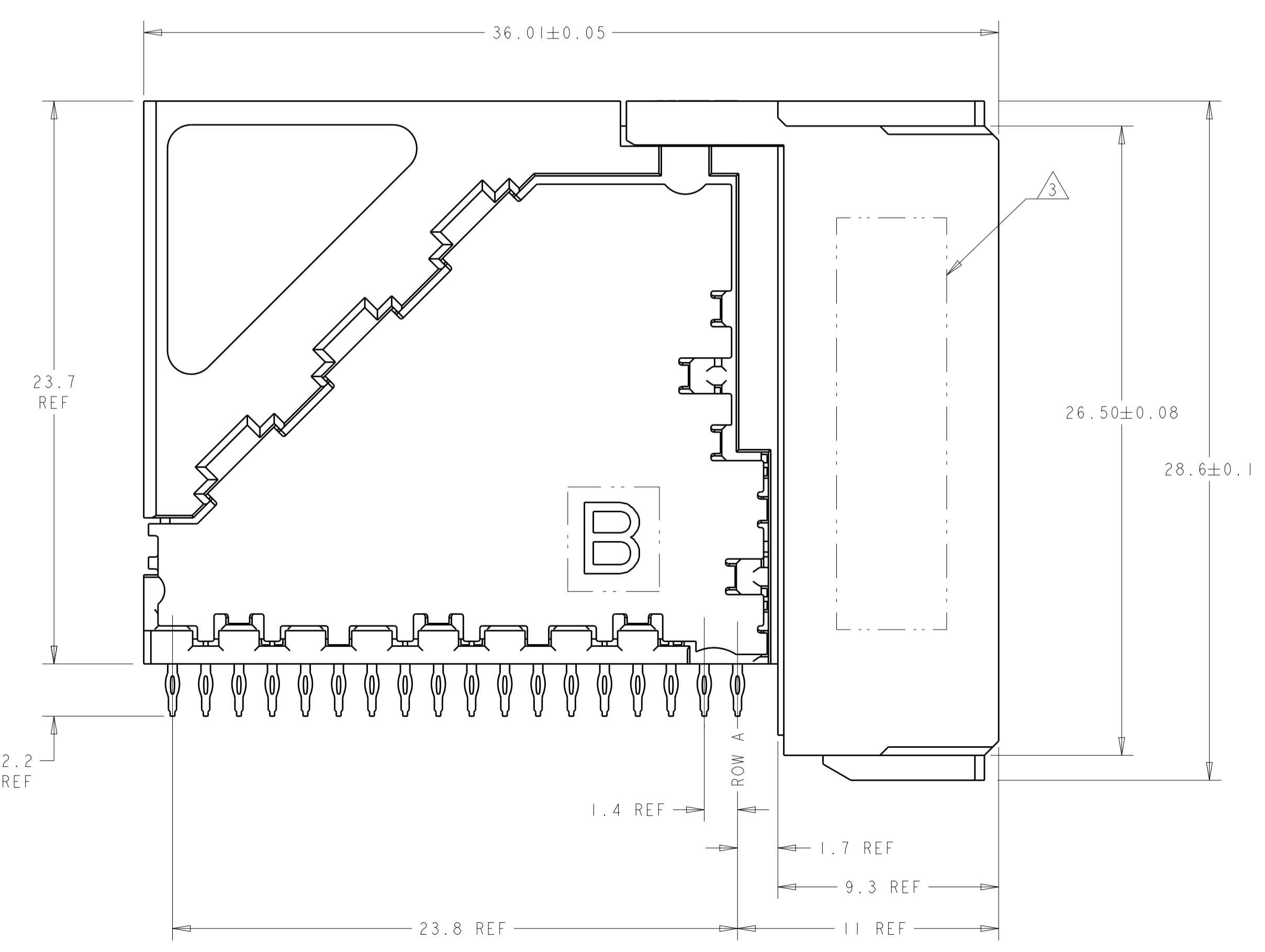
LOC	DIST	REVISIONS			
P	LTN	DESCRIPTION	DATE	DWN	APVD
C		REVISED PER ECO-13-002771	26FEB2013	KH	RP



○ = SIGNAL
 ⊗ = GROUND
 △ = RECOMMENDED PC BOARD LAYOUT
 DAUGHTER BOARD
 COMPONENT SIDE SHOWN
 SCALE 6:1



- △ MATERIAL:
CONTACT AND SHIELD - PHOS BRONZE
HOUSING AND CHICKLET - LCP, UL 94V-0, COLOR - BLACK
- △ FINISH:
CONTACT AREA FINISH CONFORMS TO THE REQUIREMENTS OF TE PRODUCT SPECIFICATION 108-2303; BASED ON TELCORDIA GR-1217-CORE FOR SYSTEM QUALITY LEVEL III, APPLICATIONS IN CONTROLLED ENVIRONMENTS (CENTRAL OFFICE).
COMPLIANT PIN AREA - 0.5µm MIN MATTE TIN OVER 1.27µm MIN NICKEL.
SHIELD 1.27µm MIN NICKEL.
- △ CONNECTOR MARKED ON EITHER SIDE OF HOUSING WITH PART NUMBER, DATE CODE AND STANDARD IN APPROXIMATE AREA SHOWN.
- △ DIMENSION APPLIES TO CENTERLINE OF THRU HOLE.
- △ DATUMS AND BASIC DIMENSIONS ESTABLISHED BY CUSTOMER.
- 6. CONTACT AREA LUBRICATED WITH BELLCORE APPROVED LUBRICANT. TECHNICAL REFERENCE: GR-1217-CORE, ISSUE 1, NOVEMBER 1995.
- △ REFERENCE APPLICATION SPEC 114-13202 FOR RECOMMENDED PLATED THRU HOLE DIAMETER AND PLATING THICKNESSES.
- △ THE GROUNDS IN EACH COLUMN ARE COMMONED.



1934504-1
 PART NUMBER

THIS DRAWING IS A CONTROLLED DOCUMENT.		DWN S. MAGARO 07SEP2007	TE Connectivity RECEPTACLE ASSEMBLY, 6 PAIR, 8 COLUMN
DIMENSIONS: mm		CHK W. DAVIS 07SEP2007	
TOLERANCES UNLESS OTHERWISE SPECIFIED:		APVD R. PATTERSON 25AUG2008	NAME
0 PLC	±	PRODUCT SPEC	SIZE CAGE CODE DRAWING NO
1 PLC	±	APPLICATION SPEC	RESTRICTED TO
2 PLC	±		
3 PLC	±		
4 PLC	±		
ANGLES	±	WEIGHT	A100779C=1934504
MATERIAL	△	FINISH	CUSTOMER DRAWING
SCALE 6:1		SHEET 1 OF 1	REV C