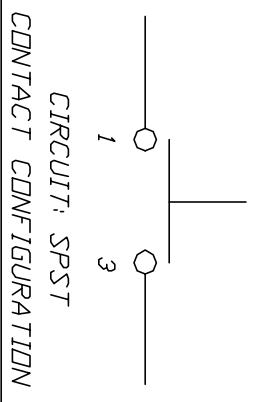
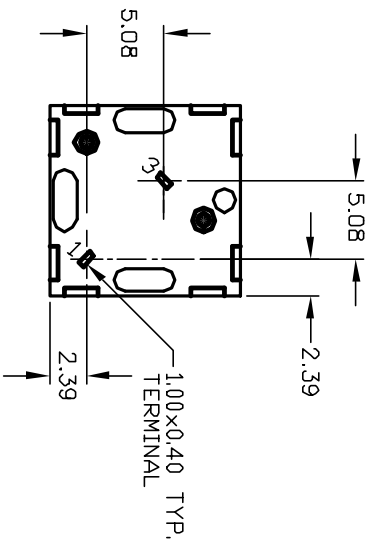
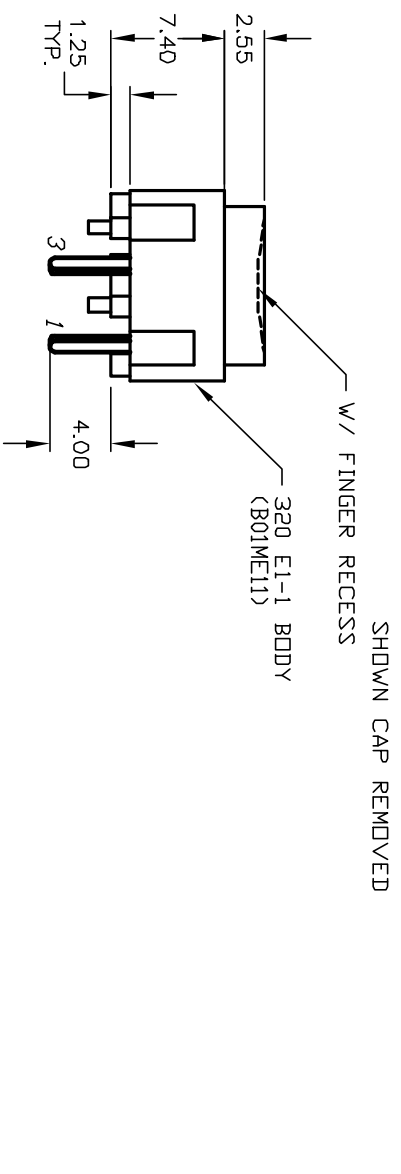
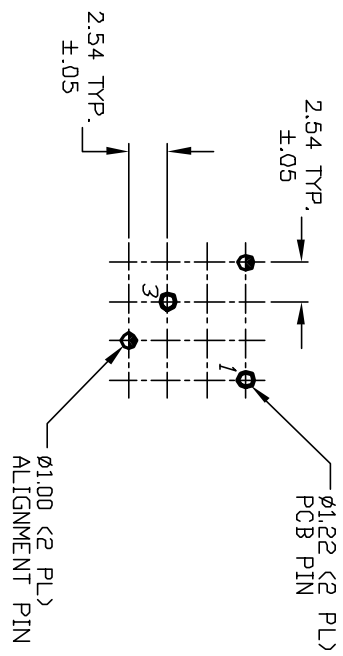
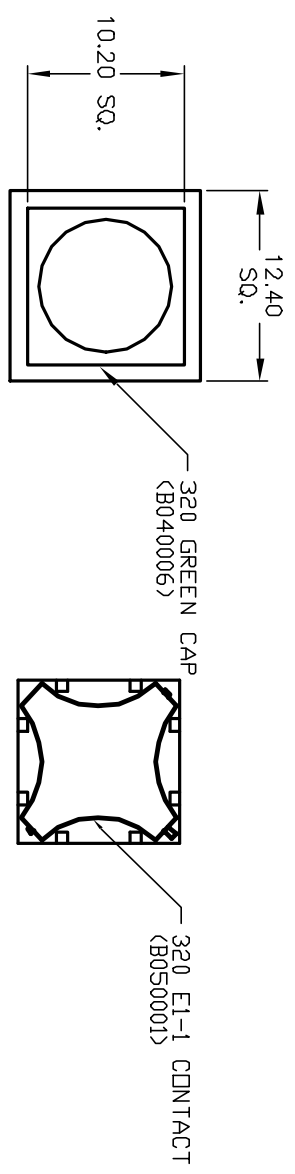


TOP VIEW -SHOW ORIENTATION OF LEGENDS
IN RESPECT TO THE PCB PIN TERMINALS.



- NOTES:
1. ALL DIMENSIONS IN MM
 2. GENERAL TOLERANCE: X.X=±0.4
X.XX=±0.25
 3. TERMINAL NO'S FOR REFERENCE ONLY.
 4. RATING: 25mA, @50VDC
 5. OPERATING FORCE: 120gf
 6. TRAVEL TO MAKE: 0.7mm

E-SWITCH®

TITLE		320 E1-1 GRN	
REV.	ECN No.	DATE	CHKD
A	11867	12/17/01	CJB
REVISION AND REDRAWN		DATE	CHKD
DESCRIPTION		DATE	CHKD
THE INFORMATION CONTAINED IN THIS DOCUMENT IS PROPRIETARY TO E-SWITCH AND IS NOT TO BE COPIED OR TRANSFERRED			
SCALE	DATE	DR	REV
2:1	12/17/01	CJB	A
DR		DWG	REV
CJB		XB0100P	A