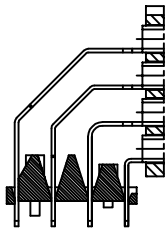
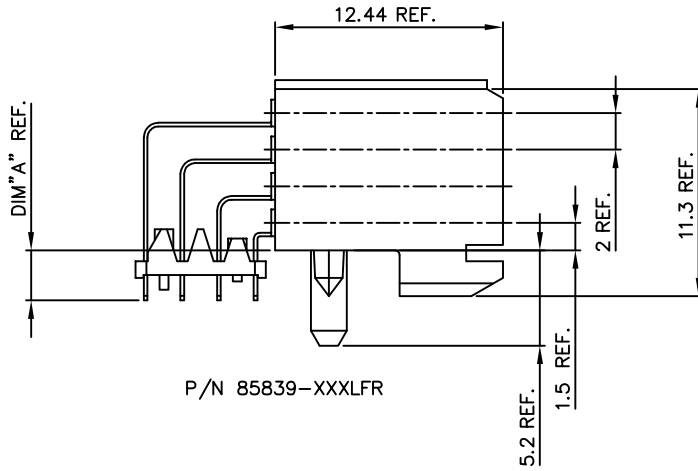


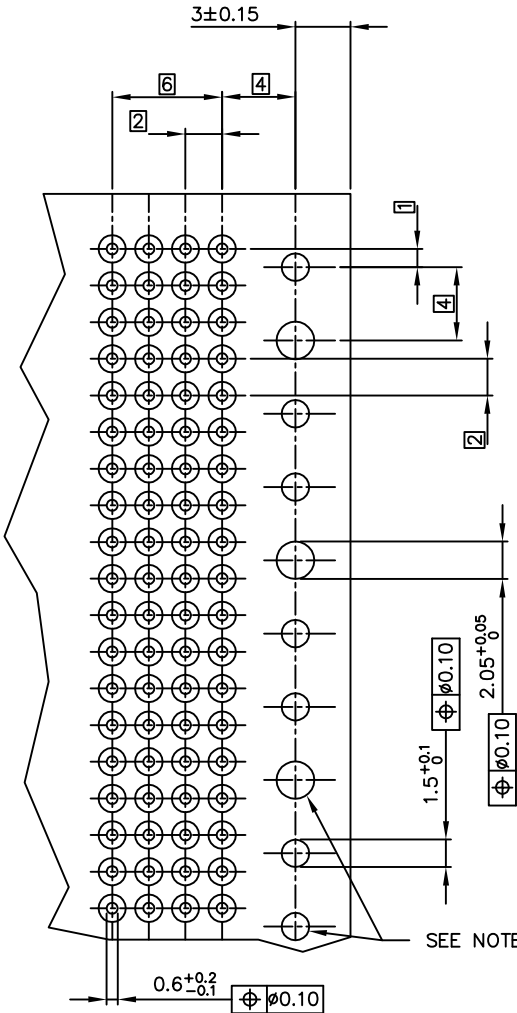
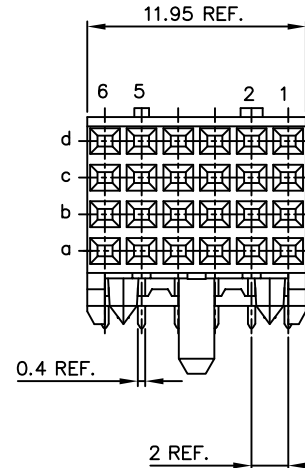
PC BOARD VERSIONS		
PRODUCTNR:	PCB THICKNESS	DIM "A"
85839-X01LF	1.6	2.90



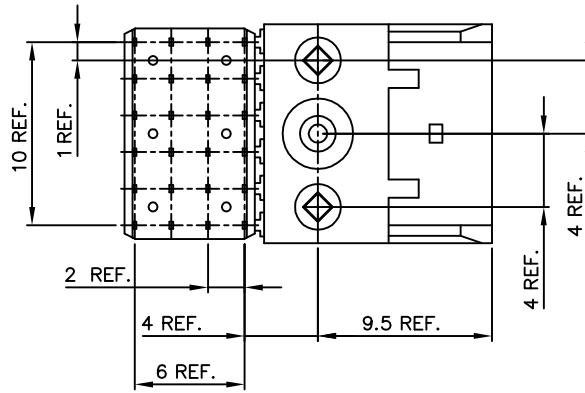
P/N 85839-XXXLF



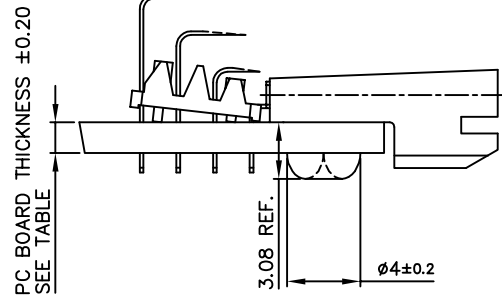
P/N 85839-XXXLFR



RECOMMENDED HOLE PATTERN, COMPONENT SIDE.



PRODUCT AFTER HOT RIVETTING.



- NOTES:
- 1 BODY MAT'L: LIQUID CRYSTAL POLYMER 30% GLASS  
FLAME RETARDANT ACC. UL 94-V0
  - 2 TERMINAL MATERIAL: PHOSPHOR BRONZE.
  - 3 PLATING SOLDER TAILS 2-8 um  
PURE Sn FOR LEAD FREE.
  - 4 INDICATED HOLES ARE UNPLATED.
  - 5 PRODUCT MARKING: PARTNUMBER & BATCH ID.
  - 6 THIS PRODUCT MEETS EUROPEAN UNION DIRECTIVES AND OTHER  
COUNTRY REGULATIONS AS DESCRIBED IN GS-22-008.
  - 7 THE HOUSING WILL WITHSTAND EXPOSURE TO 260DEGREE PEAK  
TEMPERATURE FOR 10 SECONDS IN A WAVE SOLDER APPLICATION.

PLATING CONTACT AREA:	
PRODUCT NR:	PERFORMANCE AREA
85839-101LF	CUSTOMER SPECIAL
85839-701LF	CUSTOMER SPECIAL

mat'l. code		tolerances unless otherwise specified		CUSTOMER COPY		FCI ELECTRONICS	
ltr	ecr no	dr	date	projection	title	product family	code
J	D607-0189	Cent	05/15/07	linear	RA FEMALE SIGNAL	METRAL(tm)	213
K	D610-0294	Cent	07/20/10	angles	STB 12 mm VERSION		
D	H80149	PHE	980305	dr	P. Hendriks	971114	
E	H90671	LLA	991220	engr	P. Schalk	971114	
F	H10259	GNY	010629	chr	P. Schalk	971114	
H	b604-0104	CLU	041223	app	H. Cooljmans	971114	
sheet	revision			scale			
index	sheet	1		5:1			