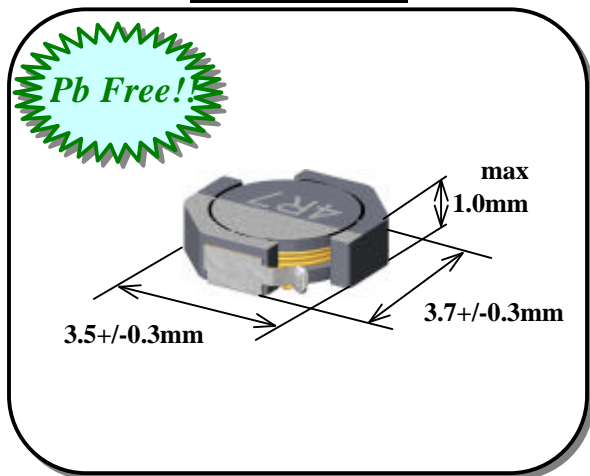


Component Image & Dimensions



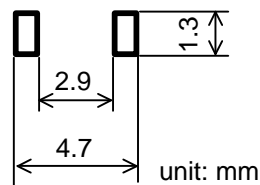
Features :

- a) Miniature Size :
Mount Area : 3.5mm x 3.7mm
Low Profile : 1.0mm Max. Height
- b) Generic use for portable DC/DC Converter.
- c) High Magnetic Shield Construction should actualize High Resolution for EMC Protection.
- d) Automatic Mounting in Tape&Reel Package.

Applications :

DVC , DSC , PDA, MD, LCD Display
 Cellular Phone, Cordless Telephone, HDD, FDD etc.

Recommended Land Pattern



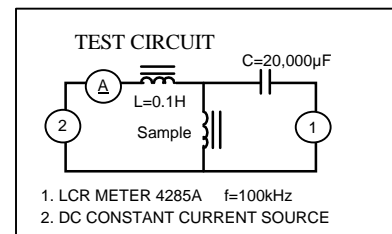
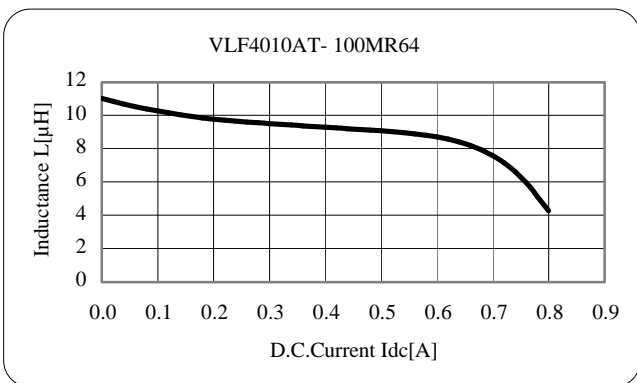
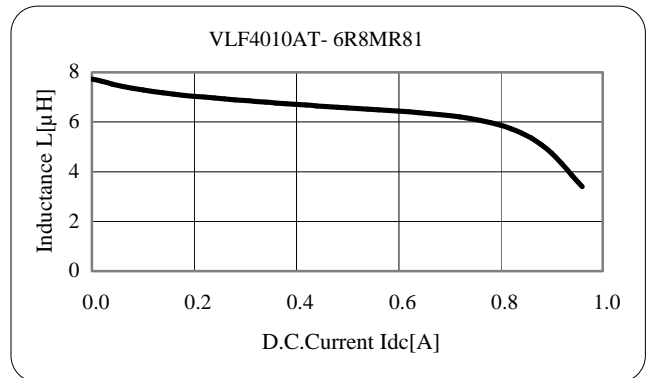
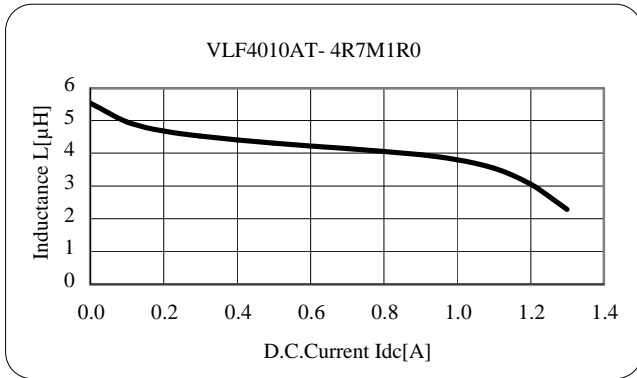
Electrical Specification

TDK Identification	Inductance[μH]		Test Freq. (kHz)	DC Resistance[ohm] Spec. (max.) (Typ.)	Rated DC Current[A]	
	at 1/2 Idc1	Tol. (%)			Idc 1 (max.)	Idc 2 (Typ.)
VLF4010AT- 4R7M1R0	4.7 +/-20%	100	0.21	0.18	1.0	1.0
VLF4010AT- 6R8MR81	6.8 +/-20%	100	0.32	0.28	0.81	0.82
VLF4010AT- 100MR64	10.0 +/-20%	100	0.48	0.42	0.64	0.67

Note) Idc 1 : Depend on the Inductance Saturation. (-30% Reduction from Nominal L Value)
 Idc 2 : Depend on the Self Temperature Rise (40deg.C Typ.)

Operating Temperature Range : -40deg. C ~ +105deg. C (including Self Temp. Rise)

INDUCTANCE VS.DC SUPERPOSITION CHARACTERISTICS



TDK CORPORATION