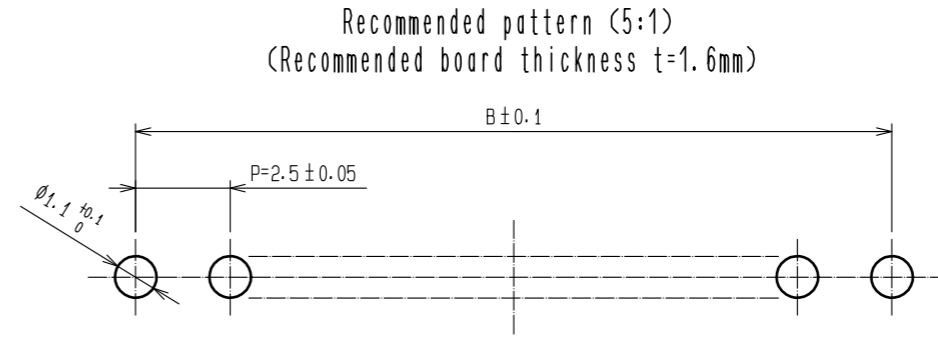
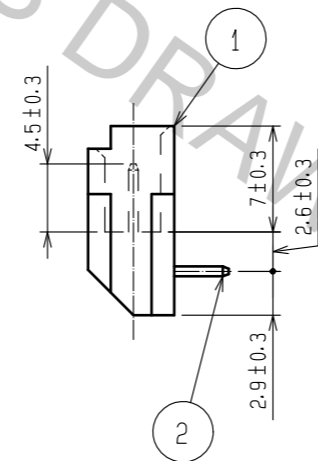
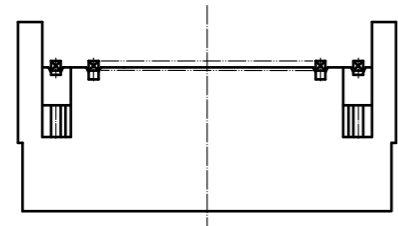
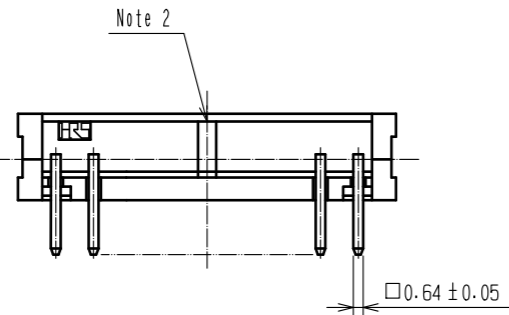
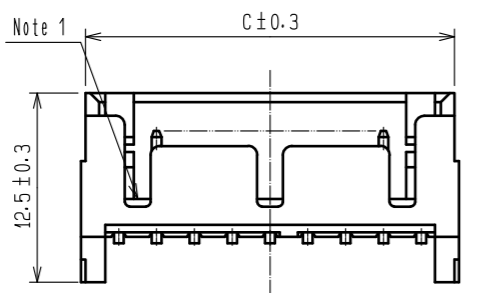
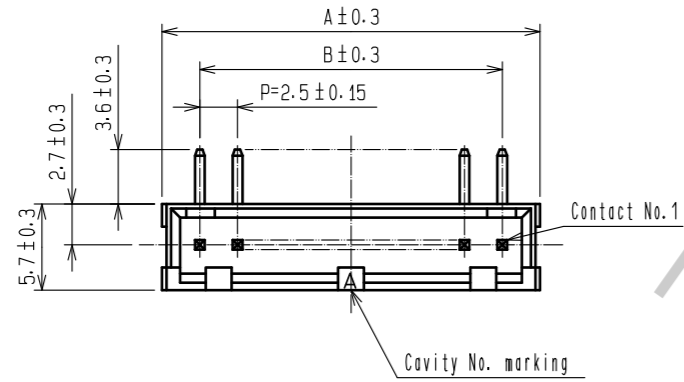


Apr.1.2017 Copyright 2017 HIROSE ELECTRIC CO., LTD. All Rights Reserved.



HRS No.	PART No.	The number of contacts	A	B	C
CL541-0242-6-01	DF1B- 2P-2.5DS(01)	2	7.5	2.5	6.9
CL541-0243-9-01	DF1B- 3P-2.5DS(01)	3	10.0	5.0	9.4
CL541-0244-1-01	DF1B- 4P-2.5DS(01)	4	12.5	7.5	11.9
CL541-0245-4-01	DF1B- 5P-2.5DS(01)	5	15.0	10.0	14.4
CL541-0246-7-01	DF1B- 6P-2.5DS(01)	6	17.5	12.5	16.9
CL541-0247-0-01	DF1B- 7P-2.5DS(01)	7	20.0	15.0	19.4
CL541-0248-2-01	DF1B- 8P-2.5DS(01)	8	22.5	17.5	21.9
CL541-0249-5-01	DF1B- 9P-2.5DS(01)	9	25.0	20.0	24.4
CL541-0250-4-01	DF1B-10P-2.5DS(01)	10	27.5	22.5	26.9
CL541-0251-7-01	DF1B-11P-2.5DS(01)	11	30.0	25.0	29.4
CL541-0252-0-01	DF1B-12P-2.5DS(01)	12	32.5	27.5	31.9
CL541-0253-2-01	DF1B-13P-2.5DS(01)	13	35.0	30.0	34.4
CL541-0254-5-01	DF1B-14P-2.5DS(01)	14	37.5	32.5	36.9
CL541-0255-8-01	DF1B-15P-2.5DS(01)	15	40.0	35.0	39.4
CL541-0256-0-01	DF1B-16P-2.5DS(01)	16	42.5	37.5	41.9
CL541-0257-3-01	DF1B-18P-2.5DS(01)	18	47.5	42.5	46.9
CL541-0258-6-01	DF1B-20P-2.5DS(01)	20	52.5	47.5	51.9

Notes 1: 2 positions and 3 positions headers have one polarizing slot at center.
 4 to 7 positions have 2 polarizing slots at both ends.
 Other positions have 3 polarizing slots as per drawing.
 2: In the case of the connectors with odd number contact, the stand-off shifts 1.25 rightward. (Stand-off available from 8 positions up)
 3: 100 connectors are in one pack.

1	Polyamide	Natural(White),UL94V-0	2	Brass	Surface:Gold plated 0.2µm MIN. Under plating:Nickel plated 1µm MIN.
NO.	MATERIAL	FINISH . REMARKS	NO.	MATERIAL	FINISH . REMARKS
UNITS mm		SCALE 2 : 1	COUNT 2	DESCRIPTION OF REVISIONS DIS-H-00001448	DESIGNED HT. SATO
		APPROVED : KJ. KATAYOSE 05.01.05	DRAWING NO. EDC3-162412-01		CHECKED TS. FUKUSHIMA
HIROSE ELECTRIC CO., LTD.		CHECKED : TY. OMA 05.01.05	PART NO. DF1B- *P-2.5DS(01)		DATE 16.03.08
		DESIGNED : TS. KUMAZAWA 05.01.05	CODE NO. CL541-		1/1
		DRAWN : TS. KUMAZAWA 05.01.05			