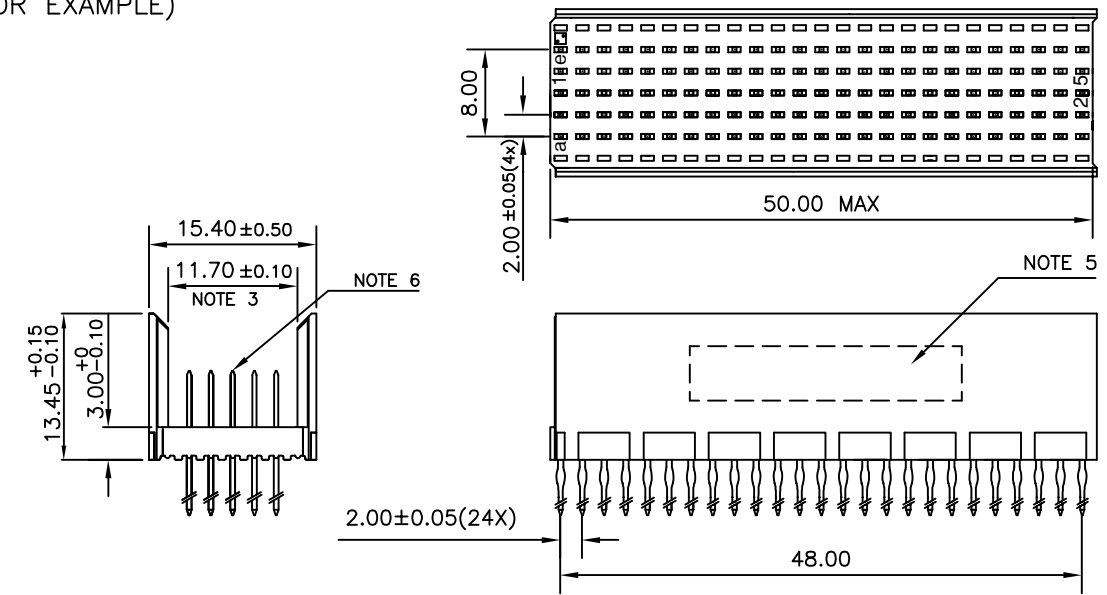


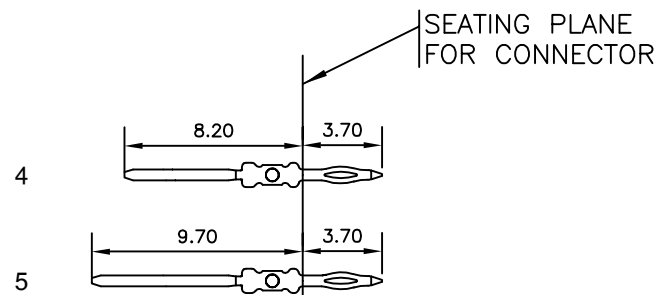
LOADING PATTERN MATING SIDE

f	0	0	0	0	0	0	0	0	0	0	0	0	0	0	0	0	0	0	0	0	0	0
e	5	4	4	5	5	5	5	5	5	5	5	5	5	5	5	5	5	5	5	5	5	5
d	4	4	5	5	5	5	5	5	5	5	5	5	5	5	5	5	5	5	5	5	5	5
c	5	4	5	5	5	5	5	5	5	5	5	5	5	5	5	5	5	5	5	5	5	5
b	5	4	4	5	5	5	5	5	5	5	5	5	5	5	5	5	5	5	5	5	5	5
a	4	4	5	5	5	5	5	5	5	5	5	5	5	5	5	5	5	5	5	5	5	5
z	0	0	0	0	0	0	0	0	0	0	0	0	0	0	0	0	0	0	0	0	0	0
P	0																					
S	1	5	0																			

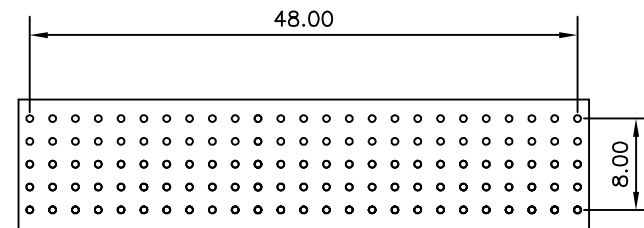
LOADED CONNECTOR ASSEMBLY
(FOR EXAMPLE)



CONTACT OVERVIEW



LAY-OUT P.C.B.-HOLE



HM2P08PDE3Y0 LEAD FREE INDICATOR : LF = LEAD FREE (DIGIT 15 & 16)

PLATING CODE (DIGIT 13 AND 14)
(REF DRW NO. BS,C , 201844 , 003)

NOTES

- THIS PRODUCT IS CSA APPROVED.
- THIS PRODUCT IS UL RECOGNIZED.
- MEASURED AT THE BOTTOM.
- MATERIAL CONTACT: PHOSPHORBRONZE
HOUSING: CREAM WHITE GLASS FILLED POLYESTER UL-94V0
- CONNECTOR PRINTED WITH P/N AND DATE CODE.
- FOR ACTUAL CONTACT LOADINGS, SEE LOADING PATTERN MATING SIDE.
- SHAPE OF CONNECTOR HOUSING CAN ALTER DEPENDING ON PRODUCTION LOCATION
- THE PRODUCT (LF) MEETS EUROPEAN UNION DIRECTIVES AND OTHER COUNTRY REGULATIONS AS DESCRIBED IN GS-22-008
- FOR RECOMMENDED PTH DIMENSIONS REFER DRAWING : BS, A , 201572 , 001

CATALOG NO: HM2P08PDE3Y0----

mat'l. code SEE NOTE 4				surface ISO 1302 <input checked="" type="checkbox"/>		tolerance ISO 406 ISO 1101		projection 		product family MILLIPACS			
ltr	ecn no	dr	date	tolerances unless otherwise specified						title			
A	I04-0087	MINI	2004/09/25	angles	linear	.0±0.2		MM 		MPACS 5+2R STR HDR PF CONN TYPE B			
B	I05-0189	MINI	2005/10/15			.00±0.1							
C	I06-0090	MINI	2006/06/28			0°±1°		scale -					
				dr	MINI K VANDANATH	2004/09/25				dwg no		sheet 1 of 1	size
				enr	BIJU K PAUL	2004/09/25				BS, C , 203028,158		A3	
				chr	BIJU K PAUL	2006/06/28							
				appd	BIJU K PAUL	2006/06/28				type Product Customer Drawing			
sheet index	revision sheet	C	1										