

# Indicator Lights

To match 8500, 8600, R13, 1500, 1550, 5500, 8300 and 7000 switches

## Colours and voltages:

### Neon

Available with Red, Amber, Green or Clear lenses  
100/130V (marked 110V), 200/250V (marked 230V)

### Filament lamp

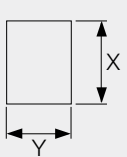
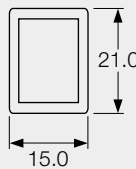
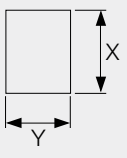
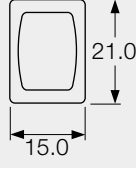
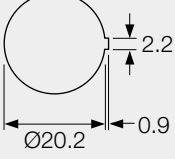
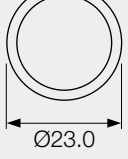
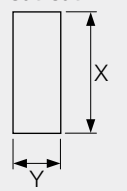
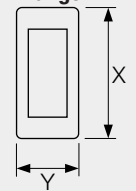
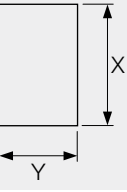
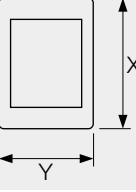
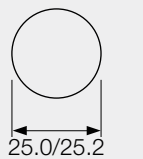

Available with Red, Amber or Green lenses  
6V, 12/14V, 24/28V

- ▶ Indicator lights
- ▶ Neon or filament lamp
- ▶ Bezel sizes from 6.7 to 16.3mm diameter
- ▶ Red, amber green and clear neons
- ▶ Red, amber and green filament lamps
- ▶ Styles to match rocker and push switches

## To create a catalogue number:

Refer to the 2 columns below (terminal and type), then state: Lens colour, voltage and whether neon or filament lamp.

TERM	TYPE	ILLUM'N OPTIONS	APPROVAL
H 4.8			
			
			
			
			
			
			
			
			
			
			
			
			
			
			
			
			
			
			
			
			
			

Full product details on pages 12-13				<b>Cut-out</b>	<b>Flange</b>	
<b>Body Code</b>	<b>Panel thickness</b>	<b>Cut-out X</b>	<b>Cut-out Y</b>			
<b>B</b>	0.75-1.25	19.1/19.2	12.9/13.0			
	1.25-2.0	19.3/19.4	12.9/13.0			
	2.0-3.0	19.7/19.8	12.9/13.0			
Full product details on pages 14-15				<b>Cut-out</b>	<b>Flange</b>	
<b>Body Code</b>	<b>Panel thickness</b>	<b>Cut-out X</b>	<b>Cut-out Y</b>			
<b>B</b>	0.75-1.25	19.1/19.2	12.9/13.0			
	1.25-2.0	19.3/19.4	12.9/13.0			
	2.0-3.0	19.7/19.8	12.9/13.0			
Full product details on pages 33				<b>Cut-out</b>	<b>Flange</b>	
Snap fixing in panels thickness up to 3.0						
				Ø20.2	Ø23.0	
Full product details on pages 22-23				<b>Cut-out</b>	<b>Flange</b>	
<b>Body Code</b>	<b>Cut-out Y</b>	<b>Cut-out X</b>	<b>Flange Y</b>	<b>Flange X</b>		
<b>A</b>	12.2/12.3	27.2/27.3	14.0	30.2		
<b>B</b>	11.0/11.1	30.0/30.1	14.0	33.4		
<b>L</b>	11.0/11.1	30.0/30.1	14.0	31.9		
<b>R</b>	14.0/14.1	28.5/28.6	17.0	31.5		
<b>T</b>	11.5/11.6	28.2/28.3	14.0	30.2		
Full product details on pages 28-29				<b>Cut-out</b>	<b>Flange</b>	
<b>Body Code</b>	<b>Cut-out Y</b>	<b>Cut-out X</b>	<b>Flange Y</b>	<b>Flange X</b>		
<b>A</b>	22.3/22.4	27.2/27.3	25.0	30.2		
<b>B</b>	22.1/22.2	30.0/30.1	25.0	33.4		
<b>L</b>	22.1/22.2	30.0/30.1	25.0	32.0		
<b>R</b>	23.0/25.4	28.4/28.5	28.9	33.2		
<b>T</b>	22.3/22.4	28.2/28.3	25.0	30.2		
Full product details on pages 44-45				<b>Cut-out</b>	<b>Flange</b>	
<b>Body Code</b>	<b>Cut-out</b>	<b>Flange</b>				
<b>H</b>	Ø25.0/25.2	Ø28.0	25.0/25.2	Ø28.0		