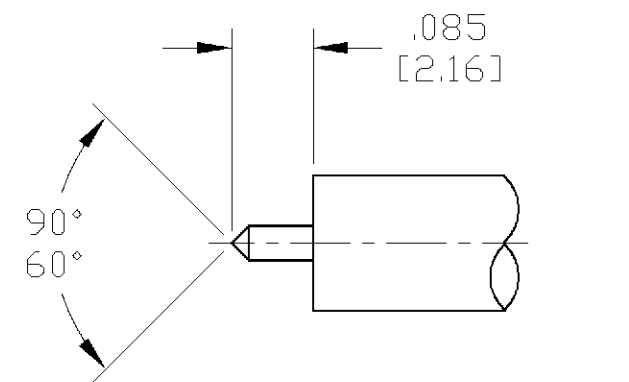
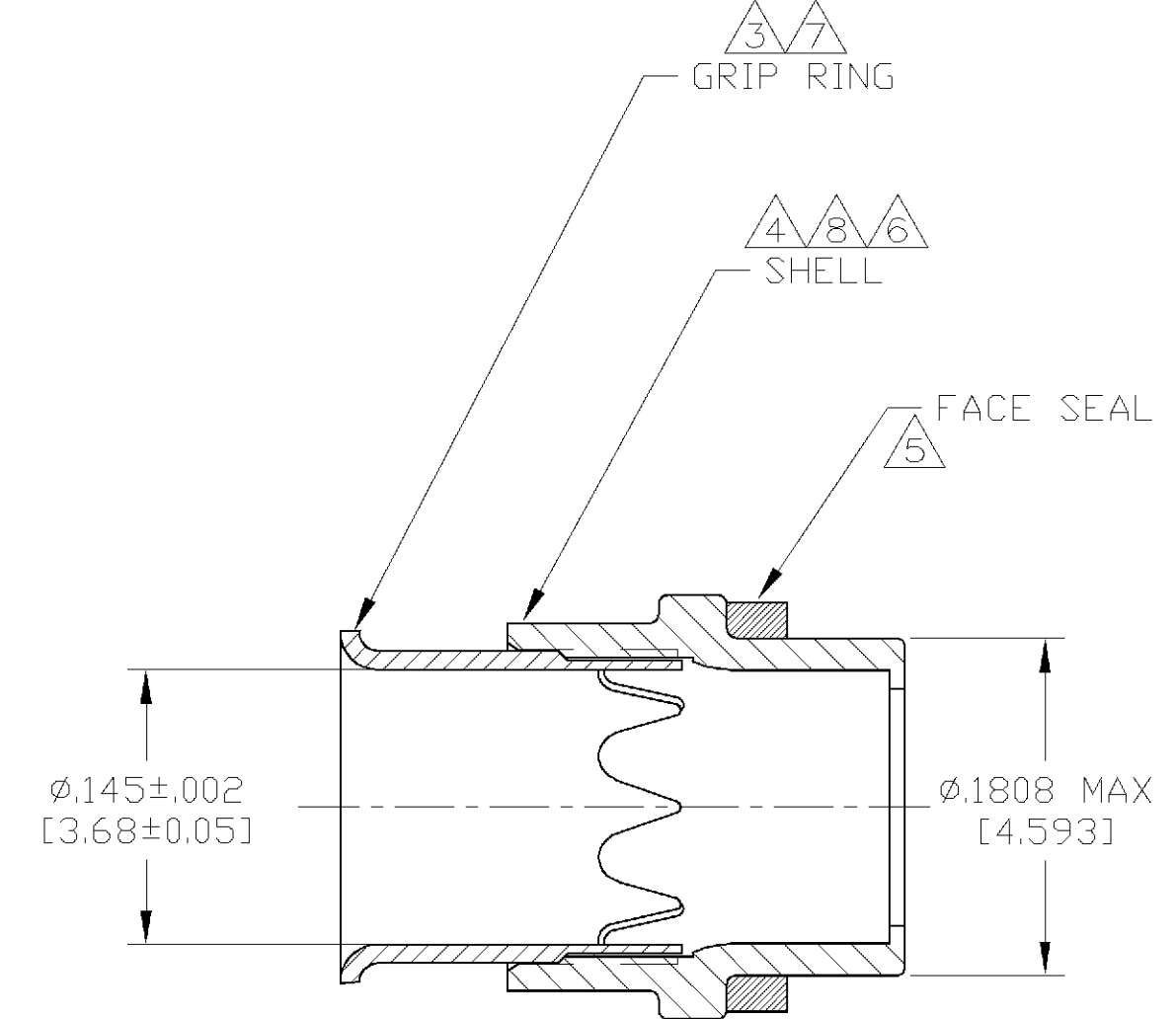
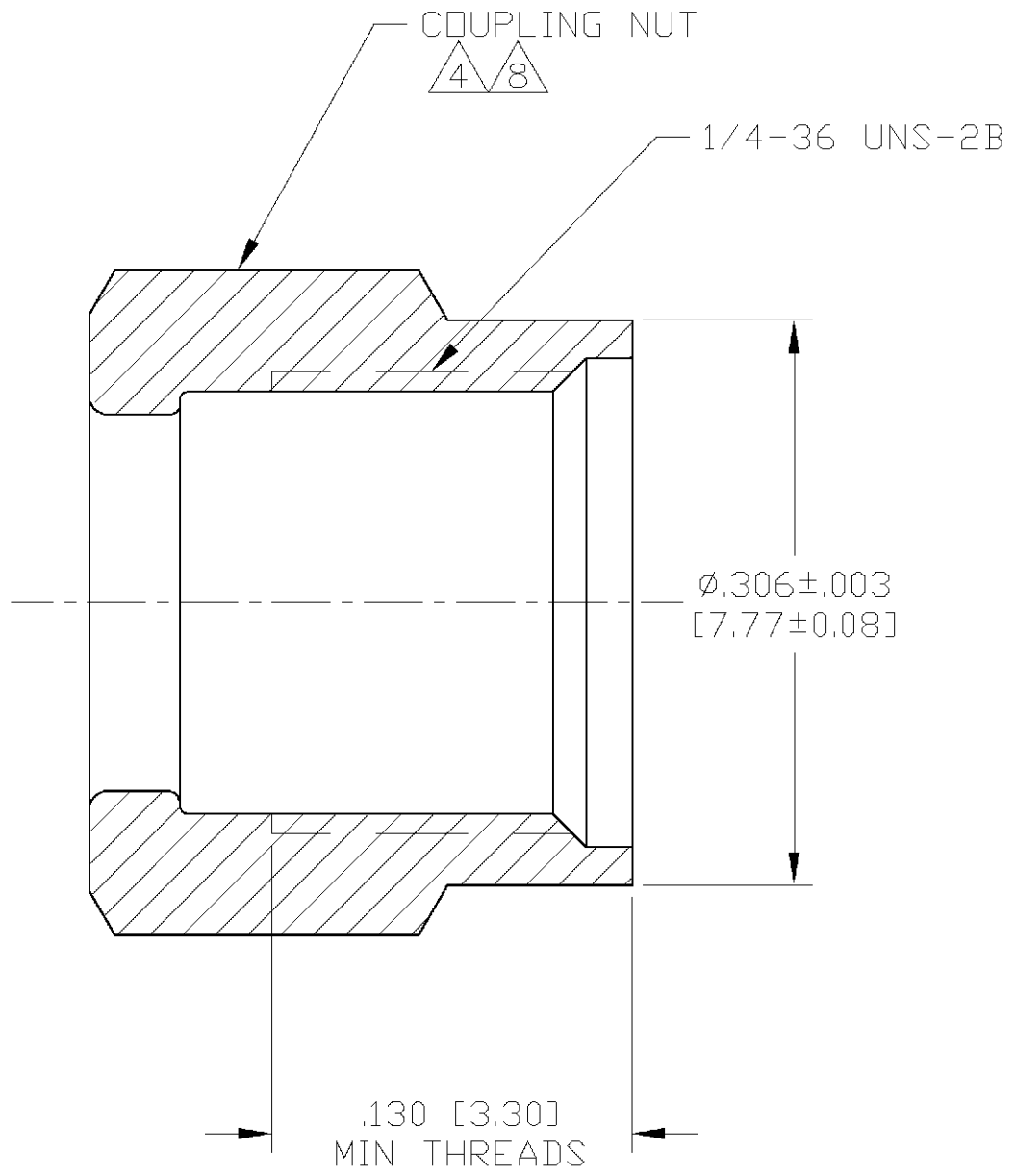
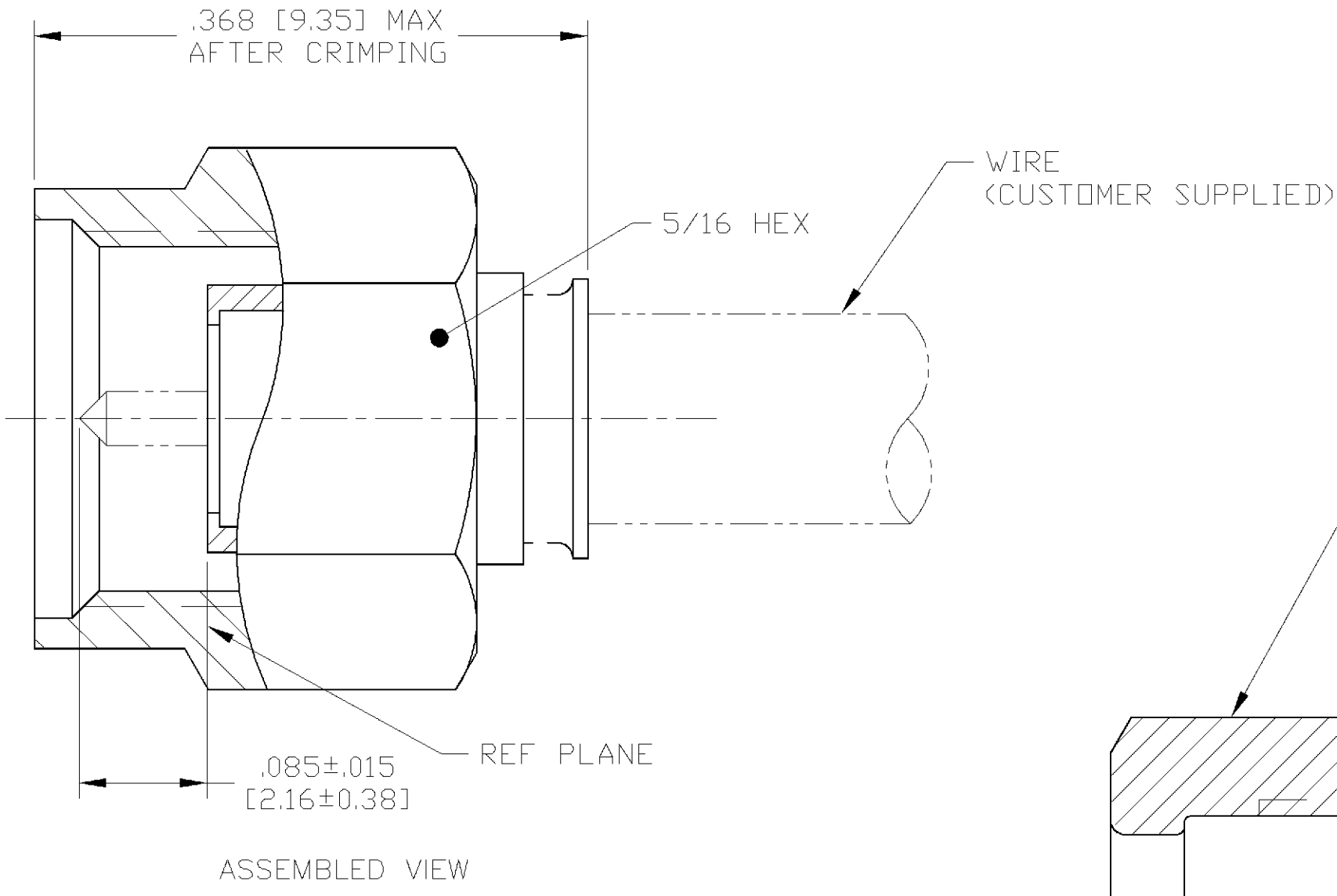


THIS DRAWING IS UNPUBLISHED. RELEASED FOR PUBLICATION N/A, N/A .
 © COPYRIGHT N/A BY TYCO ELECTRONICS CORPORATION. ALL RIGHTS RESERVED.

LOC	DIST	REVISIONS			
P	LTR	DESCRIPTION	DATE	DWN	APVD
DF	X0				
	0	RELEASED	4-02	CT	JM



- FOR USE WITH RG-402/U, .141 [3.58] SEMI-RIGID CABLE.
- SEE I.S. 6788.
- BRASS PER MIL-C-50.
- STAINLESS STEEL PER ASTM-A-582
- SILICONE RUBBER PER ZZ-R-765.
- LOCTITE SEALANT
- NICKEL PLATE PER QQ-N-290.
- PASSIVATION PER QQ-P-35.
- .500 [12.70] MIN LENGTH OF STRAIGHT CABLE REQUIRED TO APPLY THE CONNECTOR.
- FREQUENCY RANGE: 0 TO 26.5 GHZ.

1484820-1
PART NO.

THIS DRAWING IS A CONTROLLED DOCUMENT.		DWN	C.C.THOMAS	10APR2002	 Tyco Electronics Corporation Harrisburg, Pa. 17105
DIMENSIONS: INCHES [mm]		CHK	J.MARKEY	4-11-02	
TOLERANCES UNLESS OTHERWISE SPECIFIED:		APVD	J.MARKEY	4-11-02	
0 PLC ± - 1 PLC ± - 2 PLC ± - 3 PLC ± .005 [0.13] 4 PLC ± - ANGLES ± -		PRODUCT SPEC	108-12089		
MATERIAL	SEE CALLOUTS	FINISH	SEE CALLOUTS	WEIGHT	-
CUSTOMER DRAWING		SCALE	10:1	SHEET	1 OF 1
		SIZE	A2	CAGE CODE	00779
		DRAWING NO	C=1484820		RESTRICTED TO
		REV	0		