

GBPC15005-G Thru. GBPC5010-G Series

Reverse Voltage: 50 to 1000V

Forward Current: 15/25/35/50A

RoHS Device

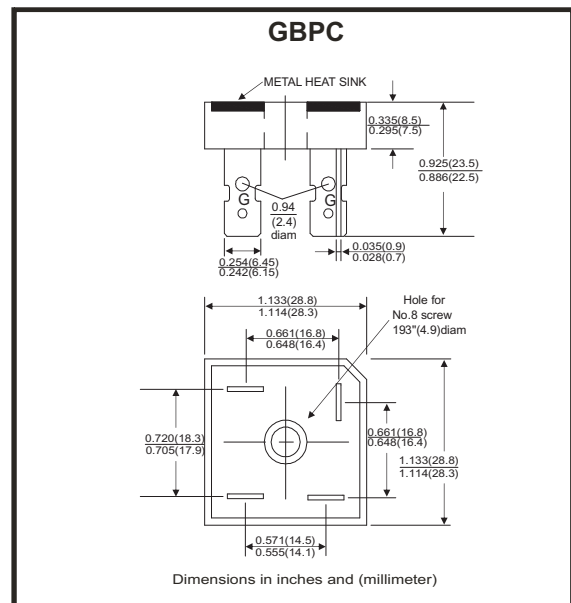


Features

- Surge overload-300~450 Amperes peak
- Low forward voltage drop
- Electrically isolated base -2000 Volts
- Materials used carries U/L recognition

Mechanical Data

- Polarit:As marked on Body
- Mounting position:Any
- Weight: 16.57grams



Maximum ratings and electrical characteristics

Rating at 25 °C ambient temperature unless otherwise specified.
 Single phase, half wave ,60Hz, resistive or inductive load.
 For capacitive load, derate current by 20%

Parameter	Symbol	GBPC-G	GBPC-G	GBPC-G	GBPC-G	GBPC-G	GBPC-G	GBPC-G	Unit
		15005	1501	1502	1504	1506	1508	1510	
Maximum Reverse Peak Repetitive Voltage	V_{RRM}	50	100	200	400	600	800	1000	V
Maximum RMS Bridge Input Voltage	V_{RRM}	35	70	140	280	420	560	700	V
Maximum DC Blocking Voltage	V_{DC}	50	100	200	400	600	800	1000	V

Parameter	Symbol	GBPC15	GBPC25	GBPC35	GBPC50	Unit
Maximum Average Forward Rectified Output Current @ $T_c=55^{\circ}C$	$I_{(AV)}$	15	25	35	50	A
Peak Forward Surge Current , 8.3ms Single Half Sine-Wave Super Imposed On Rated Load	I_{FSM}	300	350	400	450	A
Maximum Forward Voltage Drop Per Element at 7.5/12.5/17.5/25.0A Peak	V_F	1.1				V
Maximum Reverse Current at rate DC Blocking Voltage Per Element @ $T_J=25^{\circ}C$	I_R	10.0				μA
Operating Temperature Range	T_J	-55 to +150				$^{\circ}C$
Storage Temperature Range	T_{STG}	-55 to +150				$^{\circ}C$

Glass Passivated Bridge Rectifiers



SMD Diodes Specialist

Rating and Characteristics Curves (GBPC10005-G Thru. GBPC5010-G Series)

Fig. 1- De-rating Current Output Rectified Current

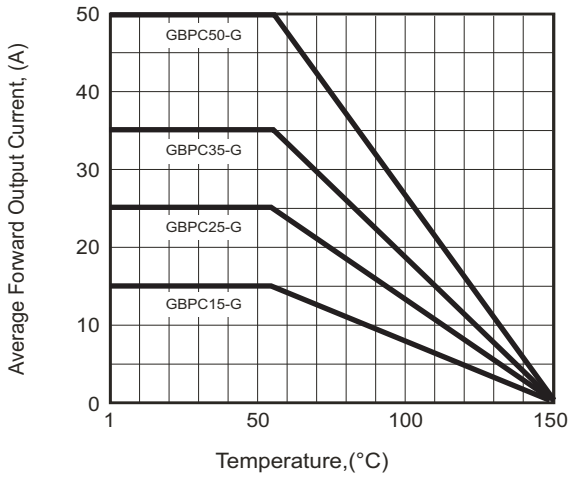


Fig.2- Typical Forward Characteristics

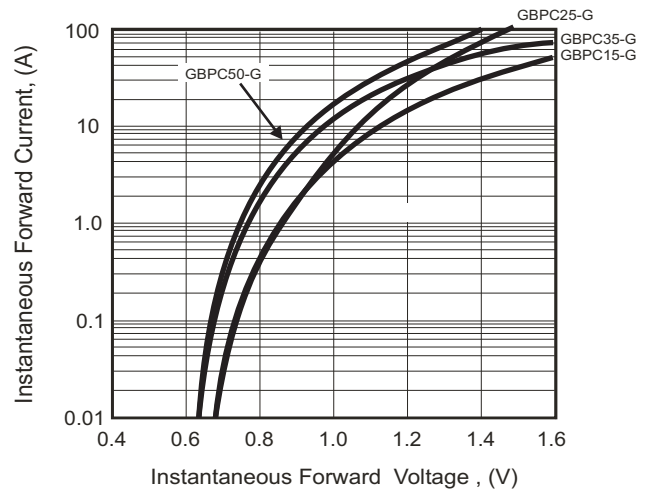


Fig. 3-Maximum Forward Surge Current

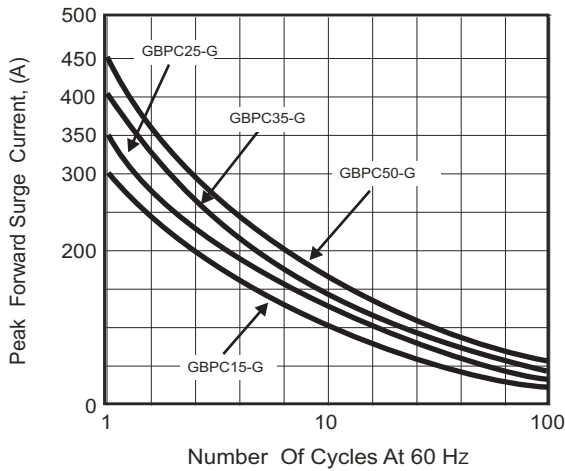
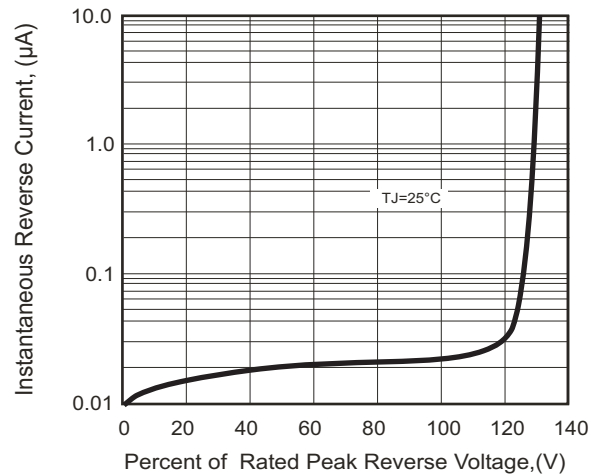
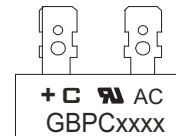


Fig.4- Typical Reverse Characteristics



Marking Code

Part Number	Marking code
GBPC15005-G	GBPC15005
GBPC25005-G	GBPC25005
GBPC35005-G	GBPC35005
GBPC50005-G	GBPC50005
GBPC1501-G	GBPC1501
GBPC2501-G	GBPC2501
GBPC3501-G	GBPC3501
GBPC5001-G	GBPC5001
GBPC1502-G	GBPC1502
GBPC2502-G	GBPC2502
GBPC3502-G	GBPC3502
GBPC5002-G	GBPC5002
GBPC1504-G	GBPC1504
GBPC2504-G	GBPC2504
GBPC3504-G	GBPC3504
GBPC5004-G	GBPC5004
GBPC1506-G	GBPC1506
GBPC2506-G	GBPC2506
GBPC3506-G	GBPC3506
GBPC5006-G	GBPC5006
GBPC1508-G	GBPC1508
GBPC2508-G	GBPC2508
GBPC3508-G	GBPC3508
GBPC5008-G	GBPC5008
GBPC1510-G	GBPC1510
GBPC2510-G	GBPC2510
GBPC3510-G	GBPC3510
GBPC5010-G	GBPC5010



XXXXX / XXXX = Product type marking code

☐ = Compchip Logo

Standard Package

Case Type	BULK PACK		
	Box (EA)	Box / Carton (EA)	CARTON (EA)
GBPC	50	10	500