


- Features:
- Four terminal construction
 - Low inductance
 - Low temperature coefficient
 - RoHS compliant / lead-free
 - Fireproof construction
 - All welded termination
 - Low resistance value ceramic encased resistor
 - See CB data sheet for performance and environmental specifications

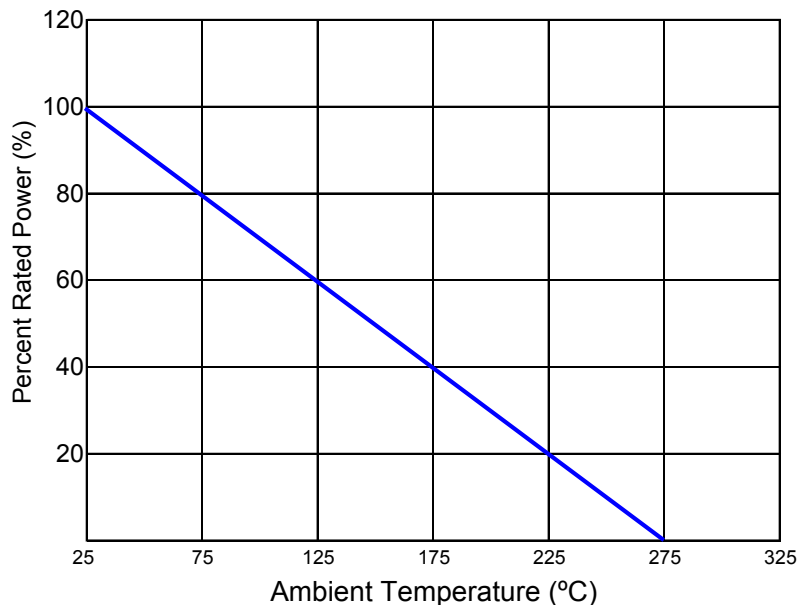


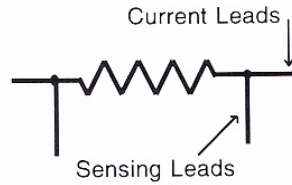
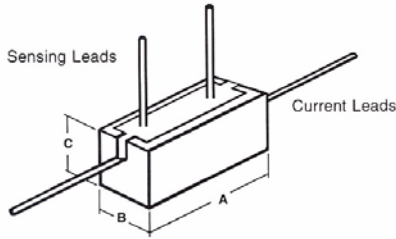
Electrical Specifications					
Type / Code	Power Rating (Watts) @ 70°C	Resistance Temperature Coefficient	Ohmic Range (Ω) and Tolerance		
			0.25%, 0.5%	1%	5%
TCB3	3W	±40 ppm/°C	0.02 - 0.10	0.005 - 0.10	0.005 - 0.10
TCB5	5W	±40 ppm/°C	0.02 - 0.10	0.005 - 0.10	0.005 - 0.10
TCB7	7W	±40 ppm/°C	0.02 - 0.15	0.010 - 0.15	0.010 - 0.15
TCB10	10W	±40 ppm/°C	0.02 - 0.20	0.010 - 0.20	0.010 - 0.20
TCB15	15W	±40 ppm/°C	0.02 - 0.10	0.010 - 0.20	0.010 - 0.20

Performance Characteristics	
Test	Test Results
Moisture Resistance	± 5%
Thermal Shock	± 2%
Load Life @ 70°C - 1,000 hrs.	± 5%
Resistance to Soldering Heat	± 2%
Short Time Overload - 5xPn for 5sec	± 2%
Dielectric Withstanding Voltage	± 2%

Operating Temperature Range: -55°C to +275°C

Power Derating Curve:





Lead Diameter .036 Length 1" minimum

Mechanical Specifications					
Type / Code	A Body Length (max)	B Body Width	C Body Height (Bulk)	Sensing Lead Spacing	Unit
TCB3	0.875 ± 0.031	0.312 ± 0.031	0.312 ± 0.031	0.563 ± 0.062	inches
	22.2 ± 0.8	7.9 ± 0.8	7.9 ± 0.8	14.3 ± 1.6	mm
TCB5	0.875 ± 0.031	0.375 ± 0.031	0.375 ± 0.031	0.563 ± 0.062	inches
	22.2 ± 0.8	9.5 ± 0.8	9.5 ± 0.8	14.3 ± 1.6	mm
TCB7	1.4 ± 0.031	0.375 ± 0.031	0.375 ± 0.031	1 ± 0.062	inches
	35.6 ± 0.8	9.5 ± 0.8	9.5 ± 0.8	25.4 ± 1.6	mm
TCB10	1.875 ± 0.031	0.375 ± 0.031	0.375 ± 0.031	1.375 ± 0.062	inches
	47.6 ± 0.8	9.5 ± 0.8	9.5 ± 0.8	34.9 ± 1.6	mm
TCB15	1.875 ± 0.031	0.5 ± 0.031	0.5 ± 0.031	1.375 ± 0.062	inches
	47.6 ± 0.8	12.7 ± 0.8	12.7 ± 0.8	34.9 ± 1.6	mm

How to Order

1 2 3 4 5 6 7 8 9 10

T C B 3 J B R 1 0 0

Product Series		Size	Power Rating	Tolerance		Packaging				Resistance Value
TCB	Ceramic Housed - 4 leads	3	3W	Code	Tol	B	Bulk	Size	Quantity	Four characters with the multiplier used as the decimal holder. "L" used as multiplier of 10 ⁻³ for any value under 0.1 ohm 0.005 ohm = 5L00 0.01 ohm = 10L0 0.1 ohm = R100
		5	5W	C	0.25%			3 and 5	200	
		7	7W	D	0.5%			7, 10, 15	150	
		10	10W	F	1%					
		15	15W	J	5%					

Legacy Part Number (before January 3, 2011):

SEI Type	Code	Nominal Resistance	Tolerance	Packaging				
TCB	3	0.1	5%	B				
Type	Description	Code	Wattage	Tolerance	Types	Qty	Description	Code
TCB	4 - Leads	3	3W	0.25%	3 and 5	200	Bulk	B
		5	5W	0.50%	7, 10, 15	150		
		7	7W	1%				
		10	10W	5%				
		15	15W					