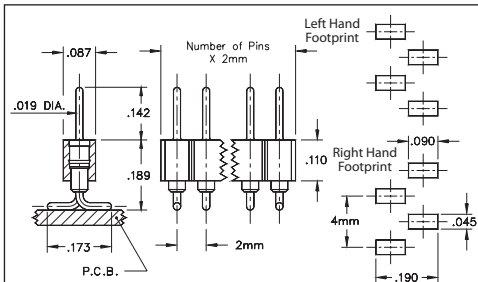


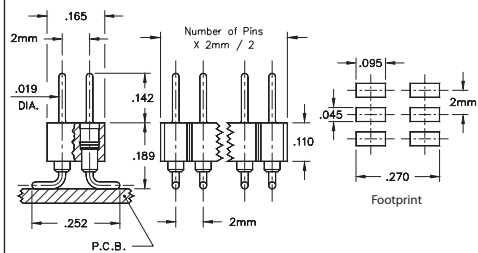
INTERCONNECTS

SERIES 830, 831, 832, 833 • 2mm GRID GULL WING SURFACE MOUNT HEADERS AND SOCKETS • SINGLE AND DOUBLE ROW STRIPS



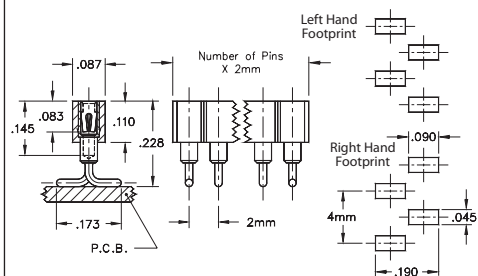
Coplanarity .005". For pin counts >12 positions, consult Technical Support.

FIG. 1



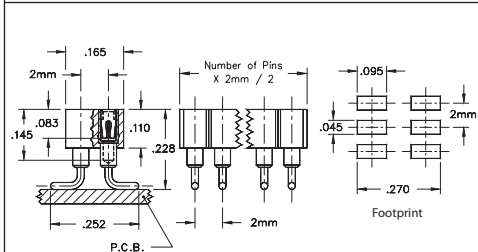
Coplanarity .005". For pin counts >24 positions, consult Technical Support.

FIG. 2



Coplanarity .005". For pin counts >12 positions, consult Technical Support.


FIG. 3



Coplanarity .005". For pin counts >24 positions, consult Technical Support.

FIG. 4

- Headers (830 & 832) use MM #6218 pins. See page 208 for details
- Sockets (831 & 833) use MM #1802 receptacles and accept pin diameters from .015"-.025". See page 169 for details
- Coplanarity .005" (Single Row max 12 pins; Double Row max 24 pins) For higher pin counts, contact Technical Support
- Contact is rated at 3 amps
- Insulators are high temperature thermoplastic, suitable for all soldering operations



ORDERING INFORMATION

FIG. 1L	Single Row Header, Left Hand Footprint, Odd or Even # of pins				
	830-XX-0__-30-001000 Specify number of pins ↑ 02-50				
FIG. 1R	Single Row Header, Right Hand Footprint, Even # of pins				
	830-XX-0__-30-002000 Specify number of pins ↑ 02-50				
FIG. 2	Double Row Header, Even # of pins				
	832-XX-__-30-001000 Specify number of pins ↑ 004-100				
SPECIFY PLATING CODE XX=		10 ◆	90	40 ◆	
Pin Plating		10 μ" Au	200 μ" Sn/Pb	200 μ" Sn	
FIG. 3L	Single Row Socket, Left Hand Footprint, Odd or Even # of pins				
	831-XX-0__-30-001000 Specify number of pins ↑ 02-50				
FIG. 3R	Single Row Socket, Right Hand Footprint, Even # of pins				
	831-XX-0__-30-002000 Specify number of pins ↑ 02-50				
FIG. 4	Double Row Socket, Even # of pins				
	833-XX-__-30-001000 Specify number of pins ↑ 004-100				
SPECIFY PLATING CODE XX=		91	93	41 ◆	43 ◆
Sleeve (Pin)		200 μ" Sn/Pb	200 μ" Sn/Pb	200 μ" Sn	200 μ" Sn
Contact (Clip)		10 μ" Au	30 μ" Au	10 μ" Au	30 μ" Au