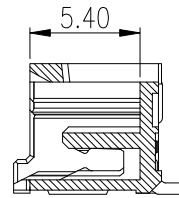
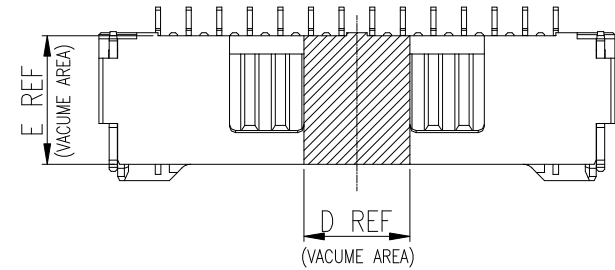
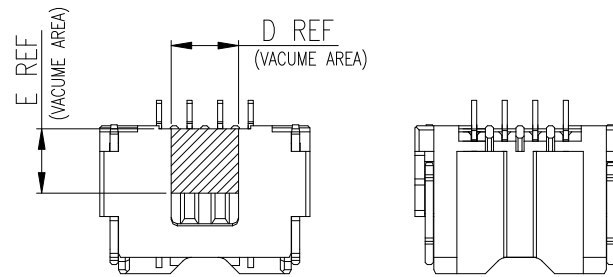
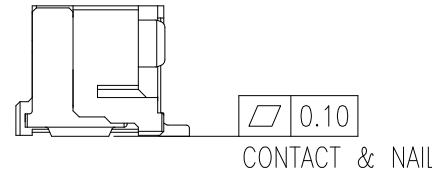
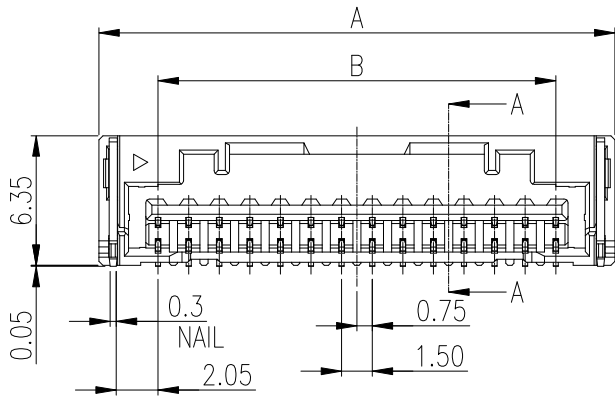


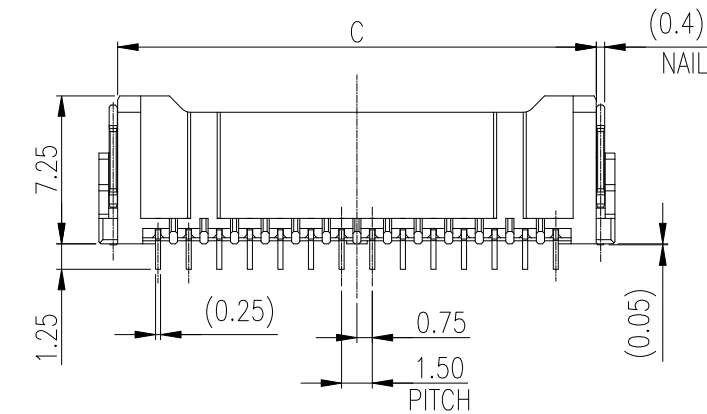
PRODUCT NUMBER
10136353-XXXXLXLF



SECTION A-A



2PIN~5PIN



NOTE:

- MATERIAL SPECIFICATION:
 - INSULATION: HIGH TEMP. THERMOPLASTIC, UL 94V-0.
 - CONTACT: COPPER ALLOY
 - NAIL: COPPER ALLOY
 - FINISH SPECIFICATION:
 - CONTACT: Ni UNDERPLATE. SEE P/N FOR PLATING ON CONTACT AREA AND TAILS.
 - NAIL: TIN PLATE OVER Ni UNDERPLATE.
 - RoHS & HF COMPLIANCE
 - PART NO SCHEME:
10136353- XX X X X LF
- No. OF POS.: 02~15
- HSG COLOR: 1: NATURAL
- PLATING: 1: TIN
- PACKAGE: 1: TAPE AND REEL

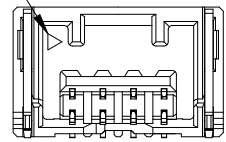
- THE CONNECTOR MATES WITH FCI WIRE CONNECTOR, HSG 10135175 AND CRIMPED TERMINAL 10135176
- THE HOUSING WILL WITHSTAND EXPOSURE TO 260°C PEAK TEMPERATURE 10 SEC. IN A CONVECTION REFLOW OVEN.
- PRODUCT SPECIFICATION: GS-12-1321
- PACKAGE SPECIFICATION: GS-14-2471
- DIMENSIONAL TABLE:

| Pos. | A | B | C | D | E |
|------|-------|-------|------|------|-----|
| 02 | 7.30 | — | 5.5 | 2.3 | 2.9 |
| 03 | 8.80 | 3.00 | 7.0 | 2.55 | 2.9 |
| 04 | 10.30 | 4.50 | 8.5 | 3.3 | 2.9 |
| 05 | 11.80 | 6.00 | 10.0 | 3.6 | 2.9 |
| 06 | 13.30 | 7.50 | 11.5 | 2.3 | 6.0 |
| 07 | 14.80 | 9.00 | 13.0 | 2.5 | 6.0 |
| 08 | 16.30 | 10.50 | 14.5 | 2.5 | 6.0 |
| 09 | 17.80 | 12.00 | 16.0 | 3.2 | 6.0 |
| 10 | 19.30 | 13.50 | 17.5 | 3.2 | 6.0 |
| 11 | 20.80 | 15.00 | 19.0 | 5.2 | 6.0 |
| 12 | 22.30 | 16.50 | 20.5 | 5.2 | 6.0 |
| 13 | 23.80 | 18.00 | 22.0 | 5.2 | 6.0 |
| 14 | 25.30 | 19.50 | 23.5 | 5.2 | 6.0 |
| 15 | 26.80 | 21.00 | 25.0 | 5.2 | 6.0 |

| | | | | | | | |
|-------------|----------------|---------|---|------------|------------|-----------------------------|--|
| mat'l. code | | surface | | tolerance | projection | product family | |
| ltr | | ecn no | | date | | MINITEK 1.5mm WTB | |
| A | | TAI | | 2015-08-05 | | title | |
| | | | | | | MINITEK 1.5mm, RECEPTACLE | |
| | | | | | | CONNECTOR, RIGHT ANGLE, SMT | |
| | | | | | | scale | |
| | | | | | | dwg no | |
| | | | | | | sheet 1 of 2 | |
| | | | | | | size | |
| | | | | | | A4 | |
| | | | | | | type | |
| | | | | | | CUSTOMER Drawing | |
| sheet index | revision sheet | A | A | | | | |
| | | 1 | 2 | | | | |

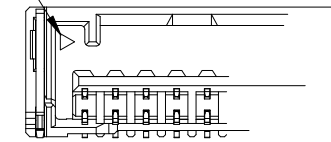
PRODUCT NUMBER
10136353-XXXXXLF

CIRCUIT No.1

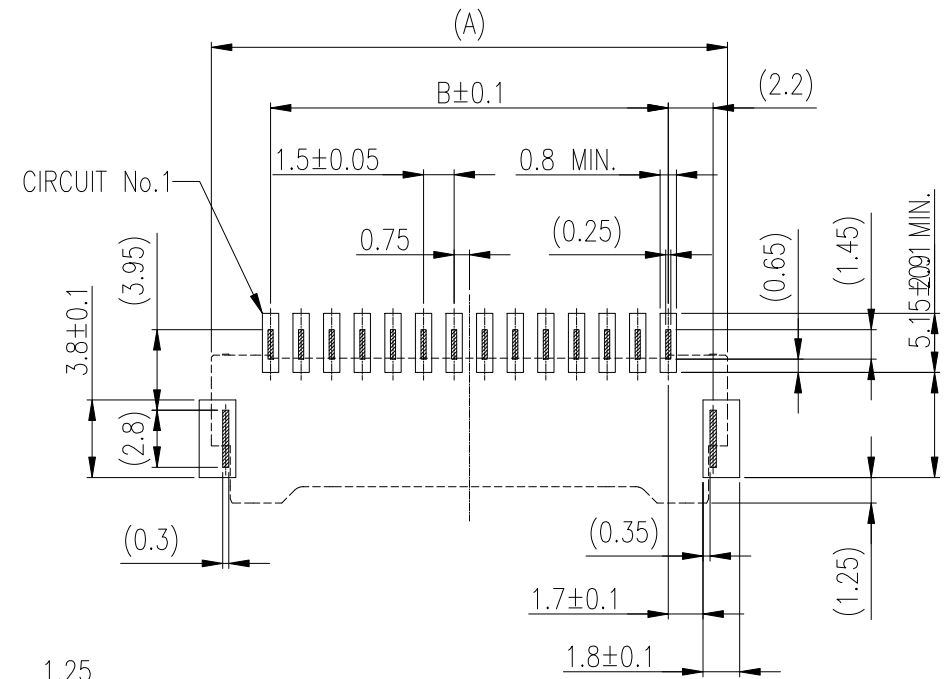


2PIN~5PIN

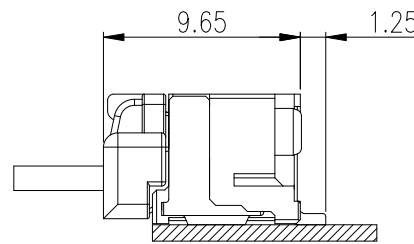
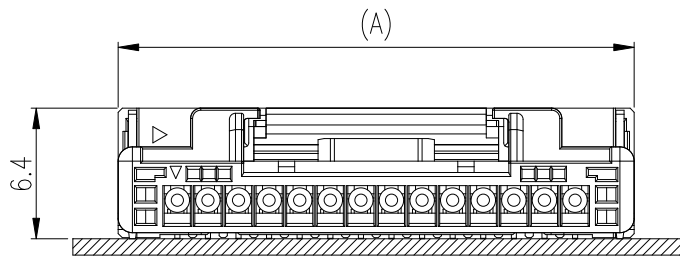
CIRCUIT No.1



6P~11P



RECOMMENDED P.C.B LAYOUT
GENERAL TOLERANCE ±0.05



MATED CONNECTORS

| | | | | | | | |
|-------------|----------------|---------|----|---------------------------------------|-------------|-----------------------------|--------------|
| mat'l. code | | surface | | tolerance | projection | product family | |
| | | ✓ | | | mm | MINITEK 1.5mm WTB | |
| ltr | | ecn | no | dr | | date | title |
| | | | | tolerances unless otherwise specified | | MINITEK 1.5mm, RECEPTACLE | |
| | | | | angles | X.X±0.3 | CONNECTOR, RIGHT ANGLE, SMT | |
| | | | | | X.XX±0.20 | | |
| | | | | ±2° | X.XXX±0.100 | scale | |
| | | | | dr | KENNY TAI | 2015-07-31 | dwg no |
| | | | | enr | KENNY TAI | 2015-07-31 | sheet 2 of 2 |
| | | | | chr | KENNY TAI | 2015-07-31 | size |
| | | | | appd | PM ZHENG | 2015-08-05 | A4 |
| | | | | | | 10136353 | |
| | | | | | | type | |
| | | | | | | CUSTOMER Drawing | |
| sheet index | revision sheet | A | A | | | | |
| | | 1 | 2 | | | | |