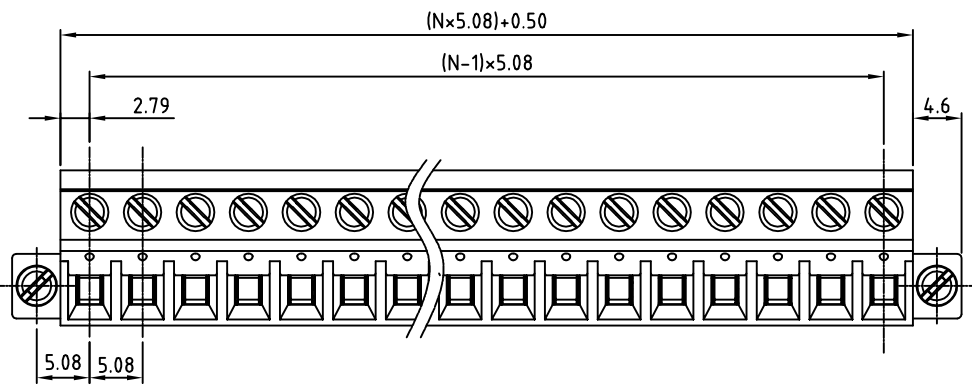
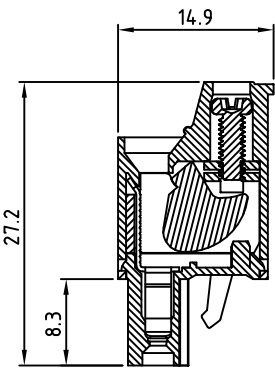
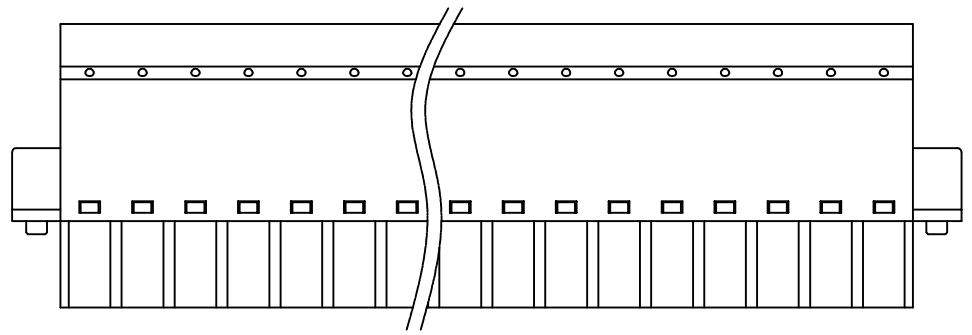


SIGN	DATE	DESCRIPTION	APPROVER
<i>THIS IS CAD DRAWING, DO NOT REVISE MANUALLY!!!</i>			



N=Number of poles



- Material:
- Terminal body
  - (metal housing): Steel Zinc plated
  - Terminal screw: Steel Zinc plated "--"slot type.
  - Wire guard: PhBz (CuSn) Tin plated
  - Insulator(housing): Thermoplastic (UL94V-0)
  - With flange screw: Steel Zinc plated, M2.5

- Electrical: cULus
- Voltage rating: 300V
  - Current rating: 20A
  - Wire range:
    - Solid wire(AWG): 12-22
    - Stranded wire(AWG): 12-22
  - Torque: 3.5Lb-In
  - Screw: M2.5
  - Wire strip length: 6-7mm
  - Withstanding Voltage: 1.6KV
  - Operating temperature: -30°C to +105°C
  - Safety Approval: RoHS Compliant

PART NUMBER:

OSTVMXX5553

No. of Poles	COLOR
02 2 Poles	0: Black
03 3 Poles	5: Green (Standard)
... ..	6: Blue
24 24 Poles	8: Grey



THESE DRAWINGS AND SPECIFICATIONS ARE THE PROPERTY OF ON-SHORE TECHNOLOGY, INC. AND SHALL NOT BE REPRODUCED, COPIED OR USED IN ANY MANNER WITHOUT THE PRIOR WRITTEN CONSENT OF ON-SHORE TECHNOLOGY, INC.

TITLE		OSTVM 5.08mm Low Profile Type Series W/Flange			
PART NO.	OSTVMXX5553	DWG NO.	OSTVMXX5553.DWG		
APPROVED	CHECKED	DESIGNED	DRAWN	CUST NO.	Tolerance
Shi Jun 2006.10.30	Shi Jun 2006.10.30	Tony 2006.02.07	Tony 2006.02.07		X. ±0.50 X.X ±0.30 X.XX ±0.10 X° ±1°
SHEET: 01/01				UNIT: mm	SCALE: NONE
				REV: C	