


## PCB terminal block - ZFKDS 1-3,81 - 1704978

Please be informed that the data shown in this PDF Document is generated from our Online Catalog. Please find the complete data in the user's documentation. Our General Terms of Use for Downloads are valid (<http://download.phoenixcontact.com>)



PC terminal block, Nominal current: 12 A, Nom. voltage: 320 V, Pitch: 3.81 mm, Number of positions: 1, Connection method: Spring-cage conn., Mounting: Soldering, Conductor/PCB connection direction: 45 °, Color: green, The article can be aligned to create different nos. of positions!

The illustration shows the 8-position version

### Why buy this product

- Pitch: 3.81 mm
- Modular design enables blocking for larger numbers of positions
- Two solder pins for a high level of stability on the PCB
- Single-level PCB single terminal blocks with spring-cage connection
- W type with orange opening lever, enables tool-free actuation of the terminal point



### Key commercial data

Packing unit	1
Minimum order quantity	50
Catalog page	Page 121 (CC-2011)
GTIN	 4 017918 128944
Custom tariff number	85369010
Country of origin	POLAND

### Technical data

#### Dimensions / positions

Length	16.9 mm
Pitch	3.81 mm
Number of positions	1
Pin dimensions	0,7 x 0,8 mm
Hole diameter	1.2 mm

#### Technical data

Range of articles	ZFKDS(A) 1
Insulating material group	I
Rated surge voltage (III/3)	2.5 kV

# PCB terminal block - ZFKDS 1-3,81 - 1704978

## Technical data

### Technical data

Rated surge voltage (III/2)	2.5 kV
Rated surge voltage (II/2)	2.5 kV
Rated voltage (III/3)	250 V
Rated voltage (III/2)	320 V
Rated voltage (II/2)	630 V
Connection in acc. with standard	EN-VDE
Nominal current I <sub>N</sub>	12 A
Nominal cross section	1 mm <sup>2</sup>
Maximum load current	12 A (with 1.5 mm <sup>2</sup> conductor cross section)
Insulating material	PA
Inflammability class according to UL 94	V0
Stripping length	7.5 mm
Nominal voltage, UL/CUL Use Group B	250 V
Nominal current, UL/CUL Use Group B	10 A
Nominal voltage, UL/CUL Use Group D	300 V
Nominal current, UL/CUL Use Group D	10 A

### Connection data

Conductor cross section solid min.	0.14 mm <sup>2</sup>
Conductor cross section solid max.	1.5 mm <sup>2</sup>
Conductor cross section stranded min.	0.14 mm <sup>2</sup>
Conductor cross section stranded max.	1 mm <sup>2</sup>
Conductor cross section stranded, with ferrule without plastic sleeve min.	0.25 mm <sup>2</sup>
Conductor cross section stranded, with ferrule without plastic sleeve max.	0.5 mm <sup>2</sup>
Conductor cross section stranded, with ferrule with plastic sleeve min.	0.25 mm <sup>2</sup>
Conductor cross section stranded, with ferrule with plastic sleeve max.	0.5 mm <sup>2</sup>
Conductor cross section AWG/kcmil min.	26
Conductor cross section AWG/kcmil max	16
2 conductors with same cross section, stranded min.	0.14 mm <sup>2</sup>
2 conductors with same cross section, stranded max.	0.5 mm <sup>2</sup>
Minimum AWG according to UL/CUL	26
Maximum AWG according to UL/CUL	16

## Classifications

### eClass

eCl@ss 4.0	27141109
eCl@ss 4.1	27141109
eCl@ss 5.0	27141190
eCl@ss 5.1	27141190

# PCB terminal block - ZFKDS 1-3,81 - 1704978

## Classifications

### eclass

eCl@ss 6.0	27261101
eCl@ss 7.0	27440401

### etim

ETIM 3.0	EC001121
ETIM 4.0	EC002643
ETIM 5.0	EC002643

### unspsc

UNSPSC 6.01	30211801
UNSPSC 7.0901	39121432
UNSPSC 11	39121432
UNSPSC 12.01	39121432
UNSPSC 13.2	39121432

## Approvals

### Approvals


#### Approvals


UL Recognized / cUL Recognized / GOST / GOST / cULus Recognized

#### Ex Approvals

#### Approvals submitted

### Approval details

UL Recognized 		
	B	D
mm <sup>2</sup> /AWG/kcmil	26-16	26-16
Nominal current I <sub>N</sub>	10 A	10 A
Nominal voltage U <sub>N</sub>	250 V	300 V

cUL Recognized 		
	B	D
mm <sup>2</sup> /AWG/kcmil	26-16	26-16

## PCB terminal block - ZFKDS 1-3,81 - 1704978

### Approvals

	B	D
Nominal current IN	10 A	10 A
Nominal voltage UN	250 V	300 V



### Accessories

#### Accessories

#### Marking

Marker cards - SK 3,81/2,8:FORTL.ZAHLEN - 0804109



Marker cards, Card, white, labeled, Horizontal: Consecutive numbers 1 - 10, 11 - 20, etc. up to 91 - (99)100, Mounting type: Adhesive, For terminal block width: 3.81 mm

#### Tools

Screwdriver - SZF 0-0,4X2,5 - 1204504



Actuation tool, for ST terminal blocks, also suitable for use as a bladed screwdriver, size: 0.4 x 2.5 x 75 mm, 2-component grip, with non-slip grip

#### Necessary add-on products

PCB terminal block - ZFKDSA 1-6,35 - 1704981



PC terminal block, Nominal current: 12 A, Nom. voltage: 320 V, Pitch: 3.81 mm, Number of positions: 1, Connection method: Spring-cage conn., Mounting: Soldering, Conductor/PCB connection direction: 45 °, Color: green, The article can be aligned to create different nos. of positions!

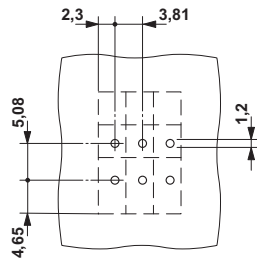
# PCB terminal block - ZFKDS 1-3,81 - 1704978

## Accessories

---

### Drawings

Drilling diagram



Dimensioned drawing

