

500mW 2% Zener Diodes

FEATURES

- Wide zener voltage range selection: 2.4V to 75V
- VZ Tolerance Selection of $\pm 2\%$
- Hermetically sealed glass
- Compliant to RoHS directive 2011/65/EU and in accordance to WEEE 2002/96/EC
- Halogen-free according to IEC 61249-2-21


APPLICATIONS

- Low voltage stabilizers or voltage references
- Adapters
- Lighting application
- On-board DC/DC converter

MECHANICAL DATA

- Case: DO-35
- Packing code with suffix "G" means green compound (halogen-free)
- Terminal: Matte tin plated leads, solderable per J-STD-002
- Polarity: Indicated by cathode band
- Weight: 109 ± 4 mg (approximately)

KEY PARAMETERS		
PARAMETER	VALUE	UNIT
V_Z	2.4-75	V
Test current I_{ZT}	2.5-5	mA
P_{tot}	500	mW
V_F at $I_F=100mA$	1.5	V
T_J MAX.	175	$^{\circ}C$
Package	DO-35	
Configuration	Single dice	



ABSOLUTE MAXIMUM RATINGS ($T_A = 25^{\circ}C$ unless otherwise noted)

PARAMETER	SYMBOL	PART NUMBER	UNIT
Forward voltage @ $I_F=100mA$	V_F	1.5	V
Total power dissipation	P_{tot}	500	mW
Junction temperature range	T_J	-55 ~ 175	$^{\circ}C$
Storage temperature range	T_{STG}	-55 ~ 175	$^{\circ}C$

ELECTRICAL SPECIFICATIONS ($T_A = 25^\circ\text{C}$ unless otherwise noted)

PART NUMBER	ZENER VOLTAGE			TEST CURRENT	REGULAR IMPEDANCE		TEST CURRENT	LEAKAGE CURRENT	
	$V_Z @ I_{ZT}$			I_{ZT}	$Z_{ZT} @ I_{ZT}$	$Z_{ZK} @ I_{ZK}$	I_{ZK}	$V_Z @ I_{ZT}$	
	V			mA	Ω	Ω	mA	V	mA
	Min.	Nom.	Max.		Max.	Max.		Max.	
BZX79B2V4	2.35	2.40	2.45	5	100	600	1.0	100	1.0
BZX79B2V7	2.65	2.70	2.75	5	100	600	1.0	75	1.0
BZX79B3V0	2.94	3.00	3.06	5	95	600	1.0	50	1.0
BZX79B3V3	3.23	3.30	3.37	5	95	600	1.0	25	1.0
BZX79B3V6	3.53	3.60	3.67	5	90	600	1.0	15	1.0
BZX79B3V9	3.82	3.90	3.98	5	90	600	1.0	10	1.0
BZX79B4V3	4.21	4.30	4.39	5	90	600	1.0	5	1.0
BZX79B4V7	4.61	4.70	4.79	5	80	500	1.0	3.0	2.0
BZX79B5V1	5.00	5.10	5.2	5	60	480	1.0	2.0	2.0
BZX79B5V6	5.49	5.60	5.71	5	40	400	1.0	1.0	2.0
BZX79B6V2	6.08	6.20	6.32	5	10	150	1.0	3.0	4.0
BZX79B6V8	6.66	6.80	6.94	5	15	80	1.0	2.0	4.0
BZX79B7V5	7.35	7.50	7.65	5	15	80	1.0	1.0	5.0
BZX79B8V2	8.04	8.20	8.36	5	15	80	1.0	0.7	5.0
BZX79B9V1	8.92	9.10	9.28	5	15	100	1.0	0.5	6.0
BZX79B10	9.80	10.00	10.2	5	20	150	1.0	0.2	7.0
BZX79B11	10.78	11.00	11.22	5	20	150	1.0	0.1	8.0
BZX79B12	11.76	12.00	12.24	5	25	150	1.0	0.1	8.0
BZX79B13	12.74	13.00	13.26	5	30	170	1.0	0.1	8.0
BZX79B15	14.70	15.00	15.30	5	30	200	1.0	0.05	10.5
BZX79B16	15.68	16.00	16.32	5	40	200	1.0	0.05	11.2
BZX79B18	17.64	18.00	18.36	5	45	225	1.0	0.05	12.6
BZX79B20	19.60	20.00	20.40	5	55	225	1.0	0.05	14.0
BZX79B22	21.56	22.00	22.44	5	55	250	1.0	0.05	15.4
BZX79B24	23.52	24.00	24.48	5	70	250	1.0	0.05	16.8
BZX79B27	26.46	27.00	27.54	2	80	300	0.5	0.05	18.9
BZX79B30	29.40	30.00	30.60	2	80	300	0.5	0.05	21.0
BZX79B33	32.34	33.00	33.66	2	80	325	0.5	0.05	23.1
BZX79B36	35.28	36.00	36.72	2	90	350	0.5	0.05	25.2
BZX79B39	38.22	39.00	39.78	2	130	350	0.5	0.05	27.3
BZX79B43	42.14	43.00	43.86	2	150	375	0.5	0.05	30.1
BZX79B47	46.06	47.00	47.94	2	170	375	0.5	0.05	32.9
BZX79B51	49.98	51.00	52.02	2	180	400	0.5	0.05	35.7
BZX79B56	54.88	56.00	57.12	2	200	425	0.5	0.05	39.2
BZX79B62	60.76	62.00	63.24	2.5	215	430	0.5	0.05	43.4
BZX79B68	66.64	68.00	69.36	2.5	240	447	0.5	0.05	47.6
BZX79B75	73.50	75.00	76.50	2.5	255	470	0.5	0.05	52.5

Notes:

1. Tolerance and voltage designation : the type numbers listed have Zener voltage as shown
2. Specials available include, nominal zener voltages between the voltages shown and tighter voltage, for detailed
3. Zener voltage (VZ) measurement, the zener voltage is measured under pulse condicions such that TJ is no more than 2oC above TA
4. Zener impedance (ZZ) derivaton, zener impedance is derived from the 60-cycle ac voltage, which results when an ac current having an RMS value equal to 10% of the dc zener current (IZT) is superimposed to IZT

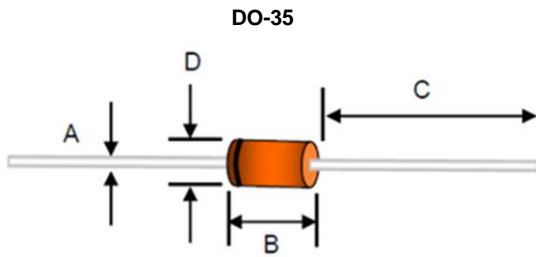
ORDERING INFORMATION				
PART NO.	PACKING CODE	PACKING CODE SUFFIX	PACKAGE	PACKING
BZX79BXXX (Note 1&2)	R0	G	DO-35	10K / 14" Reel
	A0			5K / Box (Ammo)

Notes:

1. "xxx" defines voltage from 2.4V (BZX79B2V4) to 75V (BZX79B75)
2. Whole series with green compound

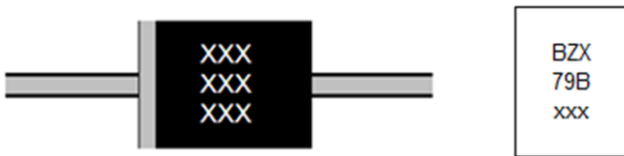
EXAMPLE				
EXAMPLE P/N	PART NO.	PACKING CODE	PACKING CODE SUFFIX	DESCRIPTION
BZX79B75 R0G	BZX79B75	R0	G	Green compound

PACKAGE OUTLINE DIMENSION



DIM.	Unit(mm)		Unit(inch)	
	Min	Max	Min	Max
A	0.34	0.60	0.013	0.024
B	2.90	5.08	0.114	0.200
C	25.40	38.10	1.000	1.500
D	1.30	2.28	0.051	0.090

MARKING DIAGRAM



Notice

Specifications of the products displayed herein are subject to change without notice. TSC or anyone on its behalf, assumes no responsibility or liability for any errors or inaccuracies.

Information contained herein is intended to provide a product description only. No license, express or implied, to any intellectual property rights is granted by this document. Except as provided in TSC's terms and conditions of sale for such products, TSC assumes no liability whatsoever, and disclaims any express or implied warranty, relating to sale and/or use of TSC products including liability or warranties relating to fitness for a particular purpose, merchantability, or infringement of any patent, copyright, or other intellectual property right.

The products shown herein are not designed for use in medical, life-saving, or life-sustaining applications. Customers using or selling these products for use in such applications do so at their own risk and agree to fully indemnify TSC for any damages resulting from such improper use or sale.