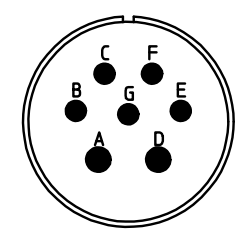






NO.	MASSE / DIMENSION
A	34.1
B	1 1/8-18NEF-2B
C	14.6
D	21.9
E	23.9
F	11.5
G	58

NO.	BESCHREIBUNG / DESCRIPTION
2	ISOLIERKÖRPER BUCHSE / INSULATOR SOCKET
3	DICHTKÖRPER / GROMMET
6	KONTAKTBUCHSE / CONTACT SOCKET
7	ZYLINDERGHÄUSE / BARREL
9	ÜBERWURFMUTTER / COUPLING NUT
10	DICHTRING FRONT / FRONT SEALING RING
13	ENDGEHÄUSE DN / ENDBELL HEATSHRINK



Note: Due to an automatic nomenclature system, numbers generated may not be sequential.  
 Specification and Dimensions subject to change  
 Drawings illustrate normal insulator positioning

<b>Material Specification:</b>	
Shell Material:	Aluminium alloy
Shell Plating:	Olive drab chromate coating over cadmium plating
Insulator Material:	Neoprene
Contact Material:	Copper alloy
Contact Plating:	Hard silver

all dimensions are in mm Dimensions without tolerance indications are general tolerances in acc. with DIN7168m		drawing for <b>CUSTOMER</b>	
 <b>ITT</b> <i>Engineered for life</i> <small>ITT CANNON GmbH D - 71384 Weinstadt/Germany</small>	description <b>CA3106E18-9S-F80-DN</b>		
	Plug, straight Endbell for heatshrink boots AWG Crimp / Socket / Layout: 18-9		
© All rights reserved. Reproduction or issue to third in any form whatever is only permitted with written authorization of ITT Cannon		page 1/1	revision 769 16. Jul 18