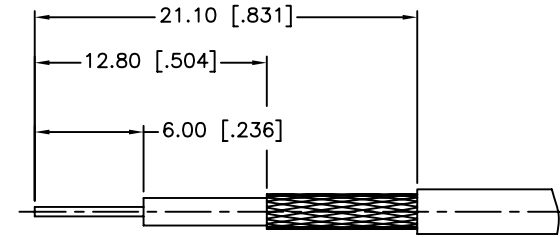

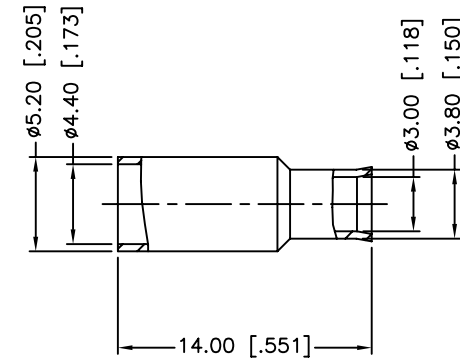
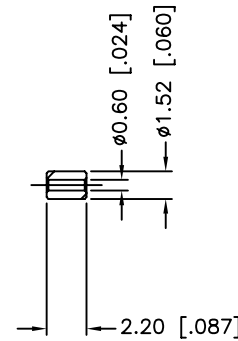
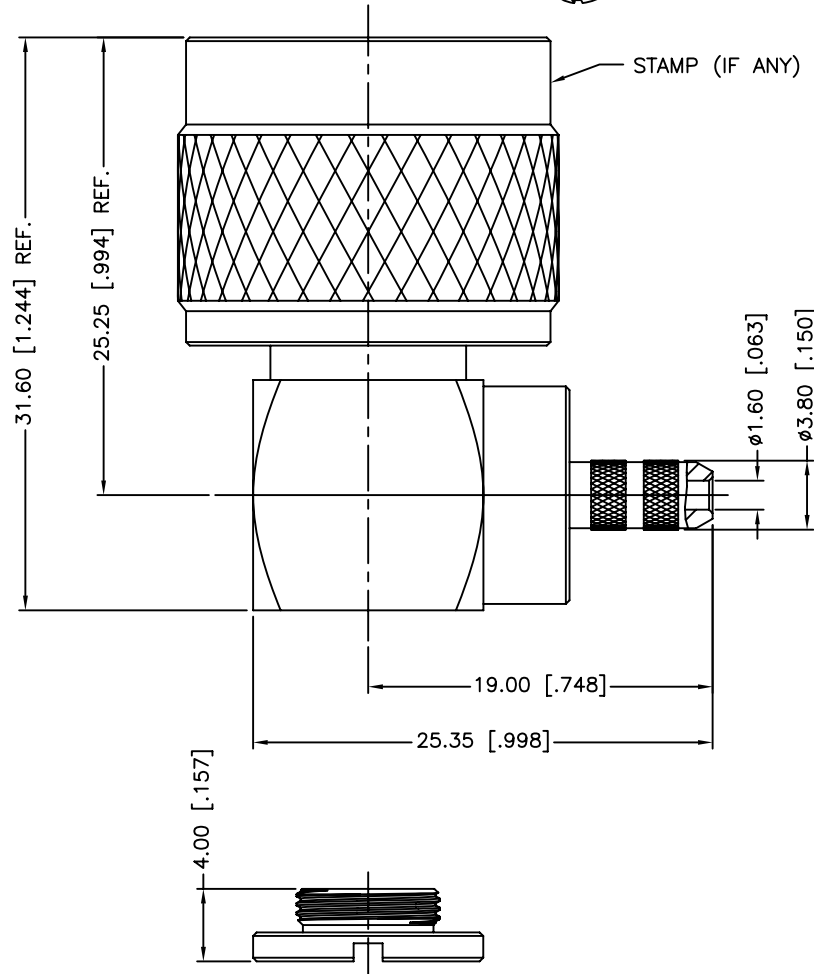


REV.	DATE	ECR NO.	DESCRIPTION
A	06/16/01	XXXXXX	MODIFY PLATING SPEC.
B	01/30/04	XXXXXX	UPDATE DRAWING FORMAT/MODIFY BODY LENGTH/COVER
C	06/21/12	2294	REVISE THE DESIGN



RECOMMENDED
CABLE STRIPPING DIM'S



1. IMPEDANCE:50 OHM
2. FREQUENCY RANGE: DC-2.5 GHz
3. VSWR: 1.2 MAX.
3. DIELECTRIC WITHSTANDING VOLTAGE: 2500 VRMS, MIN.
4. DURABILITY: 500 CYCLES MIN.
5. TEMPERATURE RANGE: -65°C TO +165°C
6. CRIMPED FERRULE
HEX. CRIMP SIZE .178"
7. CONTACT PIN TO SOLDER

9	FERRULE	BRASS	NEXCOTE	1
8	INSULATOR	ULTEM	NATURAL	1
7	COVER	BRASS	NEXCOTE	1
6	BODY WITH BARREL	BRASS	NEXCOTE	1
5	CONTACT PIN	BRASS	GOLD	1
4	RETAINER RING	PHOSPHOR BRONZE	NATURAL	1
3	GASKET	SILICONE	RED	1
2	INSULATOR	PTFE	NATURAL	1
1	COUPLING NUT	BRASS	NEXCOTE	1
	DESCRIPTION	MATERIAL	FINISH	QTY

UNLESS OTHERWISE SPECIFIED DIMENSIONS ARE IN MILLIMETERS. DIMENSIONS IN [] ARE IN INCHES AND FOR CUSTOMER REFERENCE ONLY.

UNLESS OTHERWISE SPECIFIED TOLERANCES FOR MILLIMETERS ARE:
0.5 - 8mm ± 0.20mm
8 - 30mm ± 0.40mm
30 - 120mm ± 0.50mm

UNLESS OTHERWISE SPECIFIED TOLERANCES FOR INCHES ARE:
.020 - .315 = ± 0.007"
.315 - 1.180 = ± 0.015"
1.180 - 4.724 = ± 0.020"

DO NOT SCALE DRAWING

APPROVALS		DATE
DRAWN	M.ZHANG	06/21/12
CHECKED		
ISSUED		
SHEET	1 OF 1	
CAD FILE	C:/CONNEX/172180.DWG	

Amphenol Connex

PART DESCRIPTION			
N R/A CRIMP PLUG (FOR RG-316/U,174/U CABLE)			
PART NO.		172180	
DWG. NO.	172180.DWG	REV.	C
SIZE	A	SCALE	NA