



UHF NEAR FIELD ANTENNAS OFFER IMPROVED PERFORMANCE

Laird Technologies' RFID UHF near field antennas offer improved performance over many UHF near field antennas. Designed using proprietary software optimization tools, these antennas provide uniform field strength across their entire aperture. There are no hot-spots or dead-spots, ensuring reliable tag reading no matter where the tag is placed on the antenna surface. The design is also much less susceptible to detuning in the proximity of metallic objects, or when a large number of tags are placed on the antenna for reading.

Two configurations of the product are available. One is a dual port configuration that utilizes polarization diversity, in order to provide operation in a dual mono-static mode. This antenna is ideal for use with multi-port readers. The other configuration is a single port antenna with circular polarization that can be used with either a single or multi-port reader.

Each configuration is available with a choice of either side-entry or bottom-entry coaxial feed. Every model is available in a choice of two frequency ranges: 865 to 870 MHz, or 902 to 928 MHz.

FEATURES

- Circular or dual polarization versions
- Choice of side-entry or bottom-entry coax feed
- Choice of 856 to 870 MHz or 902 to 928 MHz
- Choice of coaxial feed length and connector type
- Uniform field strength across entire antenna surface
- Immune to detuning in the proximity of metal

MARKETS

- Retail POS
- Kiosks
- Pharmacies
- Hospitals
- Incoming inspection
- Tag writing
- Industrial plants

Specifications

Frequency	865 to 868 MHz or 902 to 928 MHz
Gain	6 dBi maximum
Polarization	Left hand circular (one port) or dual slant 45 degree (dual port)
VSWR	1.5:1
Impedance	50 ohms
Cable	Side-entry, or bottom-entry
RF connector	SMA, others available
Power rating	1W continuous, 10 W peak
Cable length	72 inch (283 mm), other lengths available
Dimensions	261 x 261 x 65.9 mm
Mounting	On top of flat surface, underneath flat surface, in cut-out hole
Weight	1.40 kg
Operating Temp	-20°C to +60°C

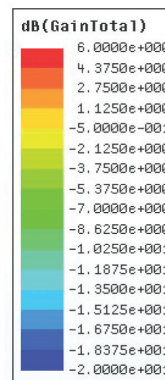
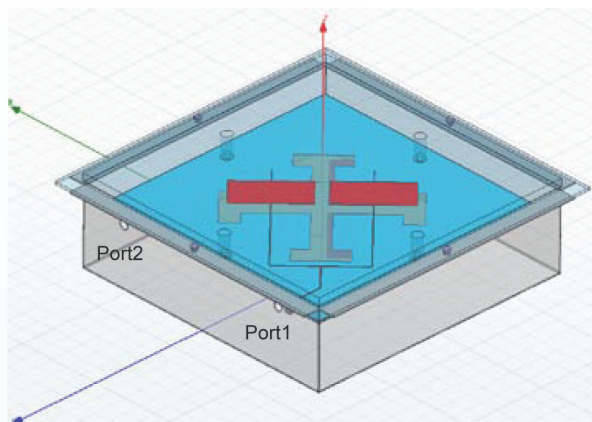
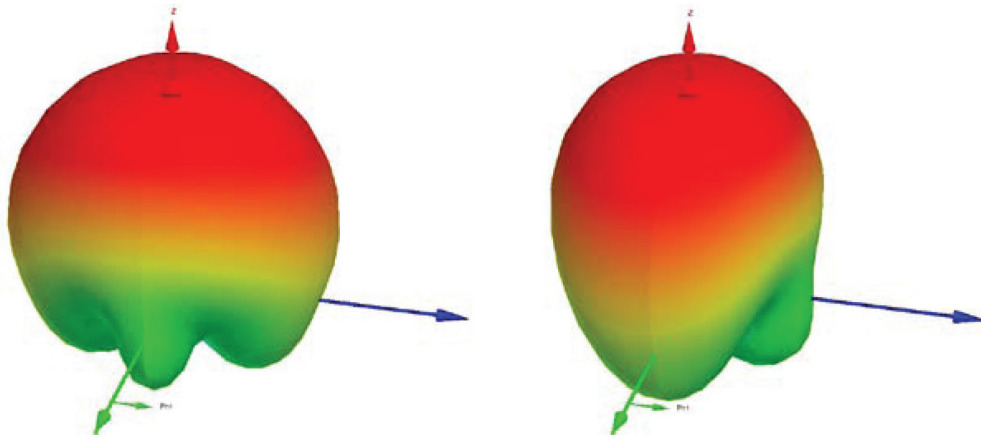
global solutions: local support.™

Americas: +1.847.839.6907
IAS-AmericasEastSales@lairdtech.com

Europe: +1.32.80.7866.12
IAS-EUSales@lairdtech.com

Asia: +1.65.6.243.8022
IAS-AsiaSales@lairdtech.com

www.lairdtech.com



SYSTEM ORDERING INFORMATION

PNL86506BC	865-868 MHz, LHCP, bottom-entry coax
PNL86506SC	865-868 MHz, LHCP, side-entry coax
PNS86506BC	865-868 MHz, Dual slant 45 degrees, bottom-entry coax
PNS86506SC	865-868 MHz, Dual slant 45 degrees, side-entry coax
PNL90206BC	902-928 MHz, LHCP, bottom-entry coax
PNL90206SC	902-928 MHz, LHCP, side-entry coax
PNS90206BC	902-928 MHz, Dual slant 45 degrees, bottom-entry coax
PNS90206SC	902-928 MHz, Dual slant 45 degrees, side-entry coax

ANT-DS-RFID-NEAR-FIELD 0311

Any information furnished by Laird Technologies, Inc. and its agents is believed to be accurate and reliable. All specifications are subject to change without notice. Responsibility for the use and application of Laird Technologies materials rests with the end user, since Laird Technologies and its agents cannot be aware of all potential uses. Laird Technologies makes no warranties as to the fitness, merchantability or suitability of any Laird Technologies materials or products for any specific or general uses. Laird Technologies shall not be liable for incidental or consequential damages of any kind. All Laird Technologies products are sold pursuant to the Laird Technologies Terms and Conditions of sale in effect from time to time, a copy of which will be furnished upon request. © Copyright 2011 Laird Technologies, Inc. All Rights Reserved. Laird, Laird Technologies, the Laird Technologies Logo, and other marks are trade marks or registered trade marks of Laird Technologies, Inc. or an affiliate company thereof. Other product or service names may be the property of third parties. Nothing herein provides a license under any Laird Technologies or any third party intellectual property rights.