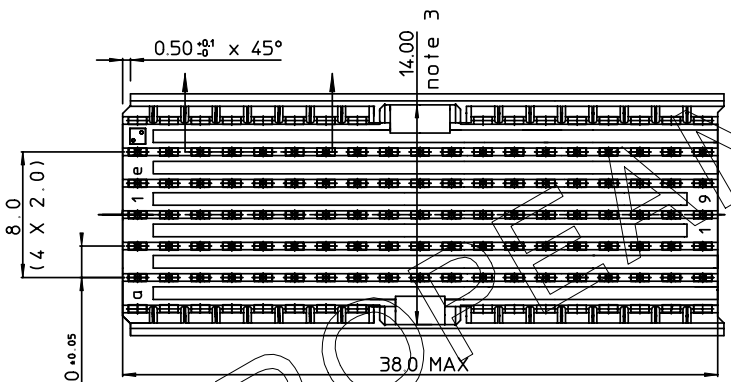
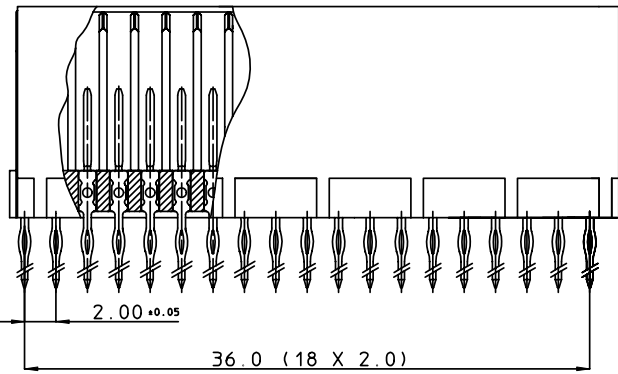
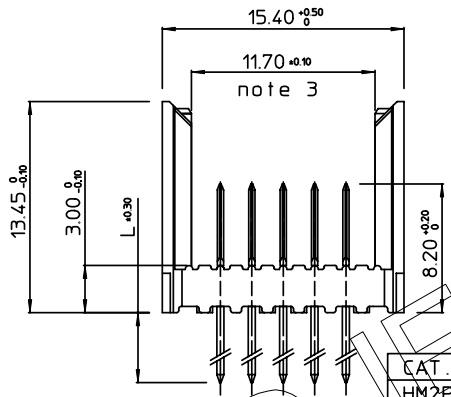
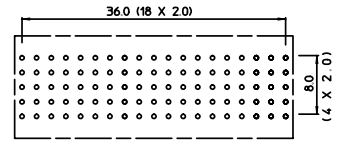


GEN. ST.	01	02	03	04	05	06	07	08	0D	50	60	70	80	90															
INT. ST.	10	11	12	13	14	18	20	31	32	33	34	38	39	40	42	43	44	45	46	48	56	70	72	73	76	81	83	84	88

REV.	DATE	DESCRIPTION	BY	C'K'D'
A	2001-09-14	CONVERSION REVISION 02	KN	
B	2005-10-24	105-0196	ALEX B	BKP
C	2006-07-05	106-0096	VIVEK	BKP



LAY-OUT  
P.C.B. - HOLE



PERFORMANCE CHARACTERISTICS

CURRENT RATING : 1.5 A AT 20°C ( FULLY LOADED )  
 1 A AT 70°C ( FULLY LOADED )  
 RATED VOLTAGE : 500 V AC (CONT / CONT )  
 OPERATING TEMPERATURE : -55°C TO 125°C  
 CONTACT RESISTANCE : 20 mΩ MAX  
 INSERTION FORCE : 0.75 N MAX / CONT  
 EXTRACTION FORCE : 0.15 N MIN / CONT  
 INSULATION RESISTANCE : 10<sup>4</sup> MΩ MIN

CAT. NR	L ± 0.3	DESCRIPTION
HM2P67PD5110----	3.7	SHORT PRESS-FIT
HM2P67PC5110----	4.5	SHORT PRESS-FIT
HM2P67PK5110----	13	REAR PLUG-UP: LEVEL 1
HM2P67PM5110----	14.5	REAR PLUG-UP: LEVEL 2
HM2P67PN5110----	16	REAR PLUG-UP: LEVEL 3
HM2P67PT5110----	13	WIRE WRAP

HM2P67P#5110-  
 LEAD FREE INDICATOR : LF = LEAD FREE (DIGIT 15 & 16)  
 PLATING CODE (DIGIT 13 AND 14) (REF DWG No. BS.C ,201844.003)

NOTES:

1. THIS PRODUCT IS CSA APPROVED.
2. THIS PRODUCT IS UL RECOGNIZED.
3. MEASURED AT THE BOTTOM.
4. MATERIAL CONTACT: PHOSPHORBRONZE  
HOUSING: CREAM WHITE GLASSFILLED POLYESTER UL-94V0
5. CONNECTOR PRINTED WITH P/N AND DATE CODE.
6. FOR ACTUAL CONTACT LOADINGS, SEE LOADING PATTERN MATING SIDE.
7. SHAPE OF CONNECTOR HOUSING CAN ALTER DEPENDING ON PRODUCTION LOCATION.
8. THE PRODUCT (LF) MEETS EUROPEAN UNION DIRECTIVES AND OTHER COUNTRY REGULATIONS AS DESCRIBED IN GS-22-008
9. FOR RECOMMENDED PTH DIMENSIONS REFER DRAWING : BS.A ,201572.001

**MALE SIGNAL STRAIGHT PRESS-FIT-TO-BOARD CONNECTOR**  
 WITH GUIDING

1DEC ± 0.2 2DEC ± 0.1 ANGLES ± 1°	<b>APPR.</b> DRAFT CHECKED	<b>DATE</b> 1999-05-06	<b>SIGN.</b> N. O'to	MILLIPACS 2 / TYPE AB (19 POS)/ NO SHIELDING
WE RESERVE THE RIGHT TO CHANGE DIMENSIONS OR REQUIREMENTS WITHOUT PRIOR NOTICE.				<b>CAT. No.</b> HM2P67P#5110----
ALL DIMENSIONS IN MM				<b>SCALE</b> www.fciconnect.com
<b>REFERENCES</b>				BS.C ,201632,033 DRAWING No. CUSTOMER DRAWING REVISION

THIS IS OUR EXCLUSIVE PROPERTY. IT IS NOT TO BE COPIED, REPRINTED OR DISCLOSED TO A THIRD PARTY. NOR USED FOR MANUFACTURING WITHOUT OUR WRITTEN CONSENT. AND HAS TO BE RETURNED TO US IN CASE OF NO USAGE.  
 DIT IS ONZE EIGENDOM EN MAG HOCH NAGEMAAKT. HERVOERK. OVERGEMAAKT AAN DERDEN. HOCH VOOR FABRIKATIE GEBRUIKT WORDEN. ZONDER ONZE SCHRIFTELIJKE TOELATING. BIJ NIET GEBRUIK IS TERUGZENDING VERPLICHT.