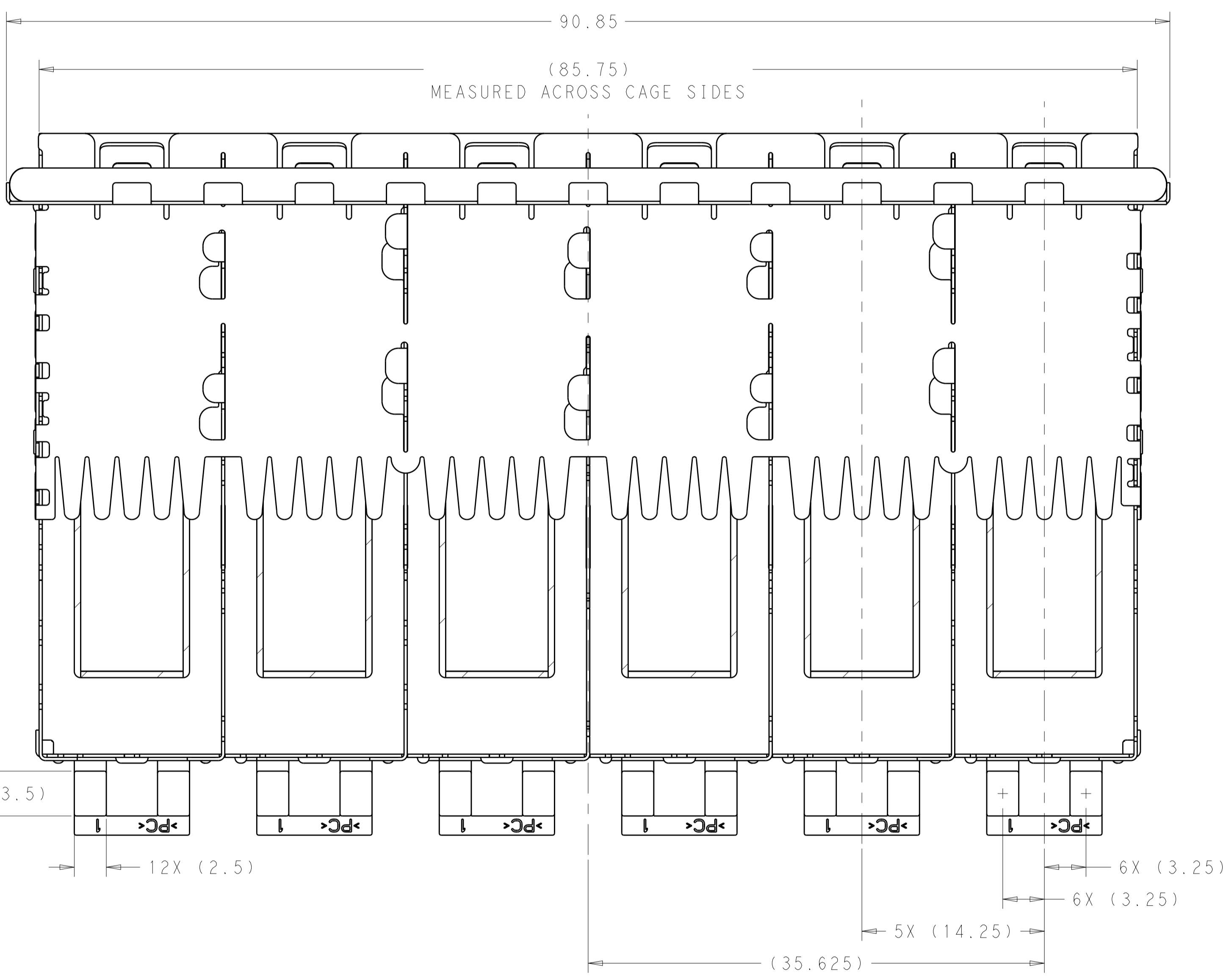
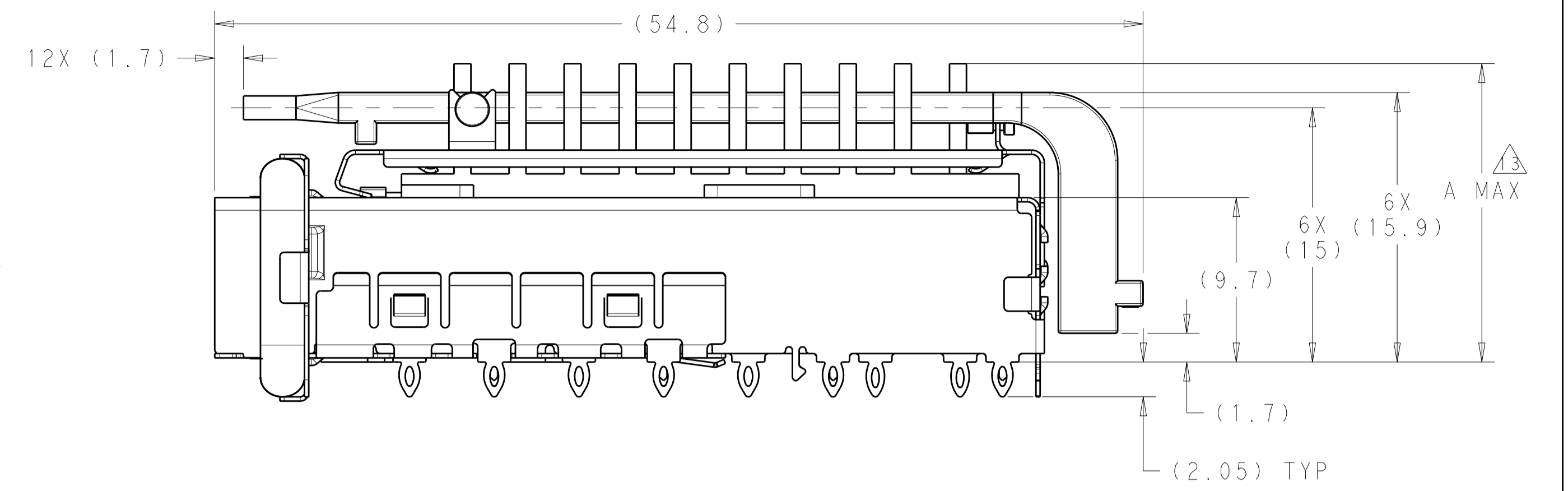
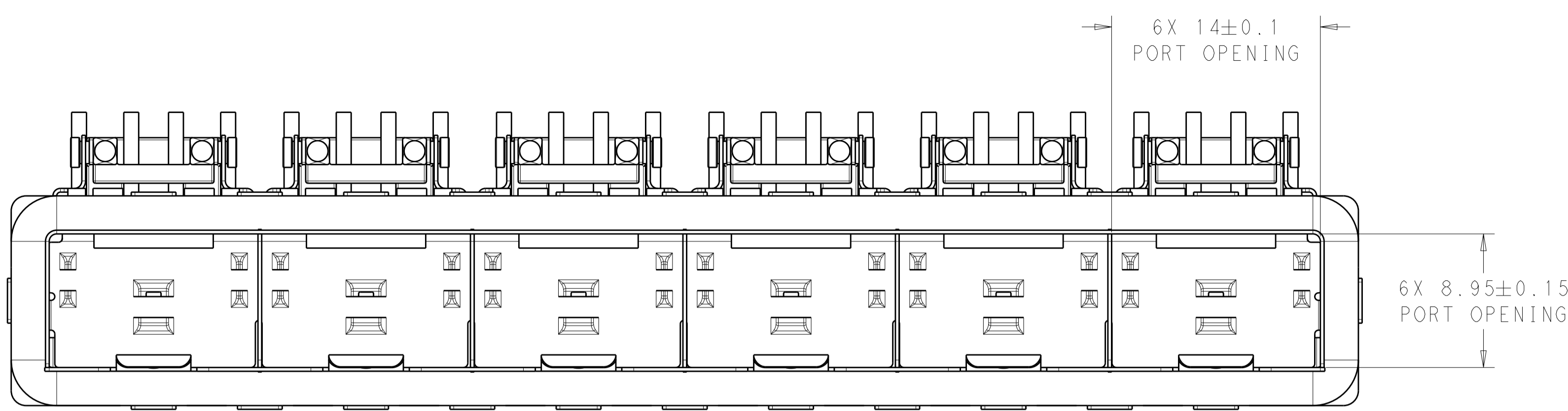
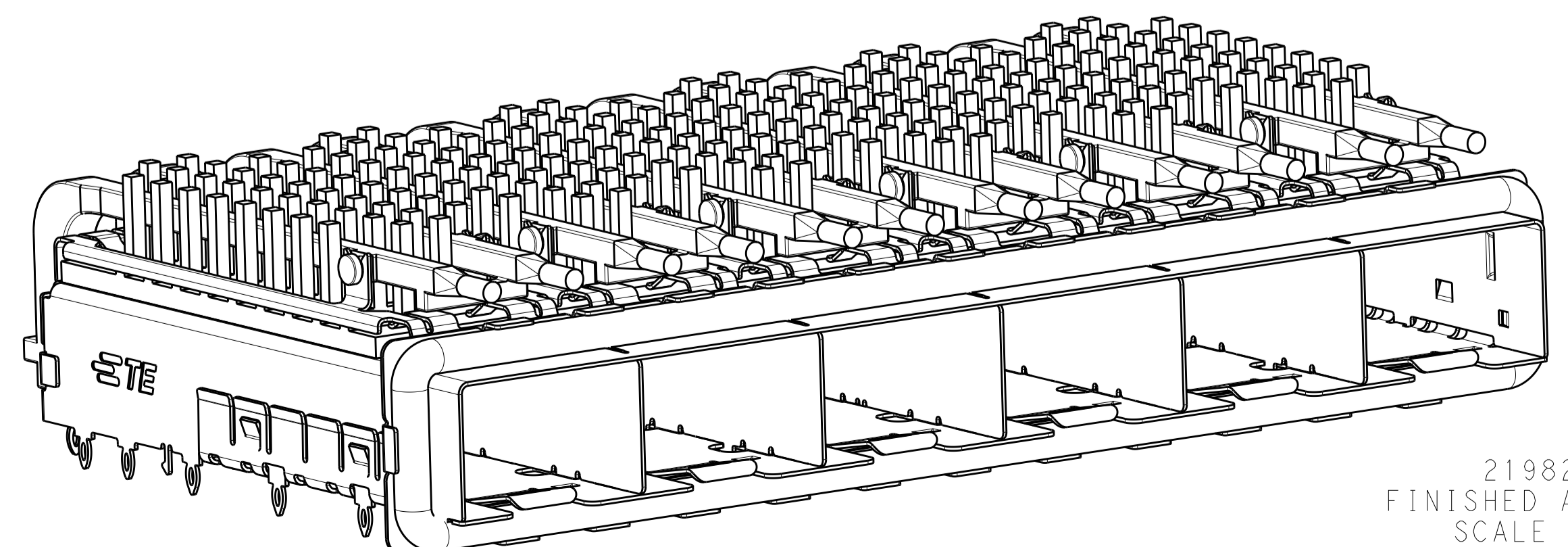


LOC	DIST	REVISIONS			
GP	00	REV	DATE	BY	CHK
		A	RELEASED PER ECO-12-013192	06SEP2012	BMM MRS



- 1 MATERIAL:
 CAGE ASSEMBLY: NICKEL SILVER ALLOY, 0.25mm THICK.
 GASKET RETENTION PLATE: STAINLESS STEEL
 EMI GASKET: PLATED FILLED SILICONE
 HEATSINK/LIGHTPIPE CLIP: STAINLESS STEEL
 HEATSINK: ALUMINUM
 LIGHTPIPE: POLYCARBONATE, CLEAR
- 2 FINISH:
 HEATSINK: ELECTROLESS NICKEL
 HEATSINK/LIGHTPIPE CLIP: PASSIVATE
- 3 PADS AND VIAS CHASSIS GROUND.
- 4 INTERPRETATION OF DATUM REFERENCE FRAME IN ACCORDANCE WITH SECT 4.4.1.1 OF ASME Y14.5M-1994.
- 5 MATES WITH SFP MSA COMPLIANT TRANSCEIVERS.
- 6 HOLE PATTERN REPEATS FOR EACH PORT. SPACING BETWEEN PORTS IS 14.25mm.
- 7 DATUM AND BASIC DIMENSION ESTABLISHED BY CUSTOMER.
- 8 REFERENCE APPLICATION SPEC. 114-13120, HOLE A, FOR RECOMMENDED DRILL HOLE DIAMETER AND PLATING THICKNESS.
- 9 REFERENCE APPLICATION SPEC. 114-13120, HOLE B, FOR RECOMMENDED DRILL HOLE DIAMETER AND PLATING THICKNESS.
- 10 MINIMUM PCB THICKNESS:
 SINGLE SIDED = 1.50mm
- 11 CERTAIN MATING TRANSCEIVERS MAY REQUIRE ADDITIONAL PCB THICKNESS THAT WOULD BE DETERMINED BY THE CUSTOMER.
- 12 PRODUCT COMPLIES WITH SPECIFICATION SFF-8433 IMPROVED PLUGGABLE FORM FACTOR FOR SFP+ GANGED CAGES.
- 13 DIMENSION APPLIES PRIOR TO INSERTION OF SFP MODULE.
- 14 HEATSINK, HEATSINK CLIP, AND LIGHTPIPE SHIPPED UNASSEMBLED TO CAGE ASSEMBLY. CAGE ASSEMBLY TO BE PRESSED INTO PCB PRIOR TO ATTACHING HEATSINK, HEATSINK CLIP, AND LIGHTPIPE TO THE CAGE ASSEMBLY.
- 15 PACKAGED AS A COMPLETE ASSEMBLY.



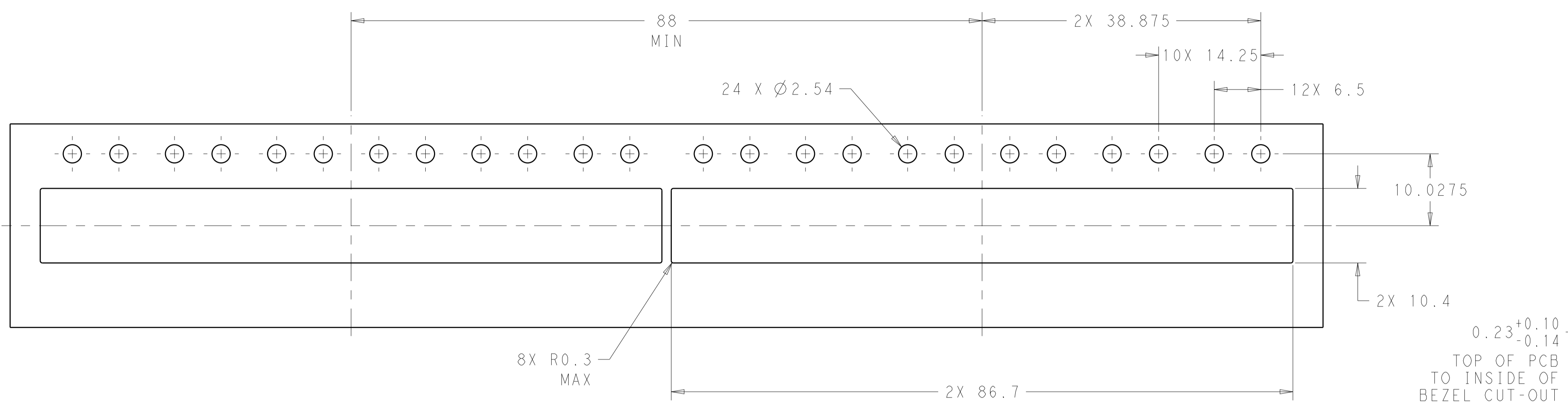
22.5	NETWORKING, TALL	2198229-4
18.1	NETWORKING, SHORT	2198229-3
15.5	SAN	2198229-2
13.2	PCI	2198229-1
A MAX	APPLICATION	PART NUMBER

THIS DRAWING IS A CONTROLLED DOCUMENT.

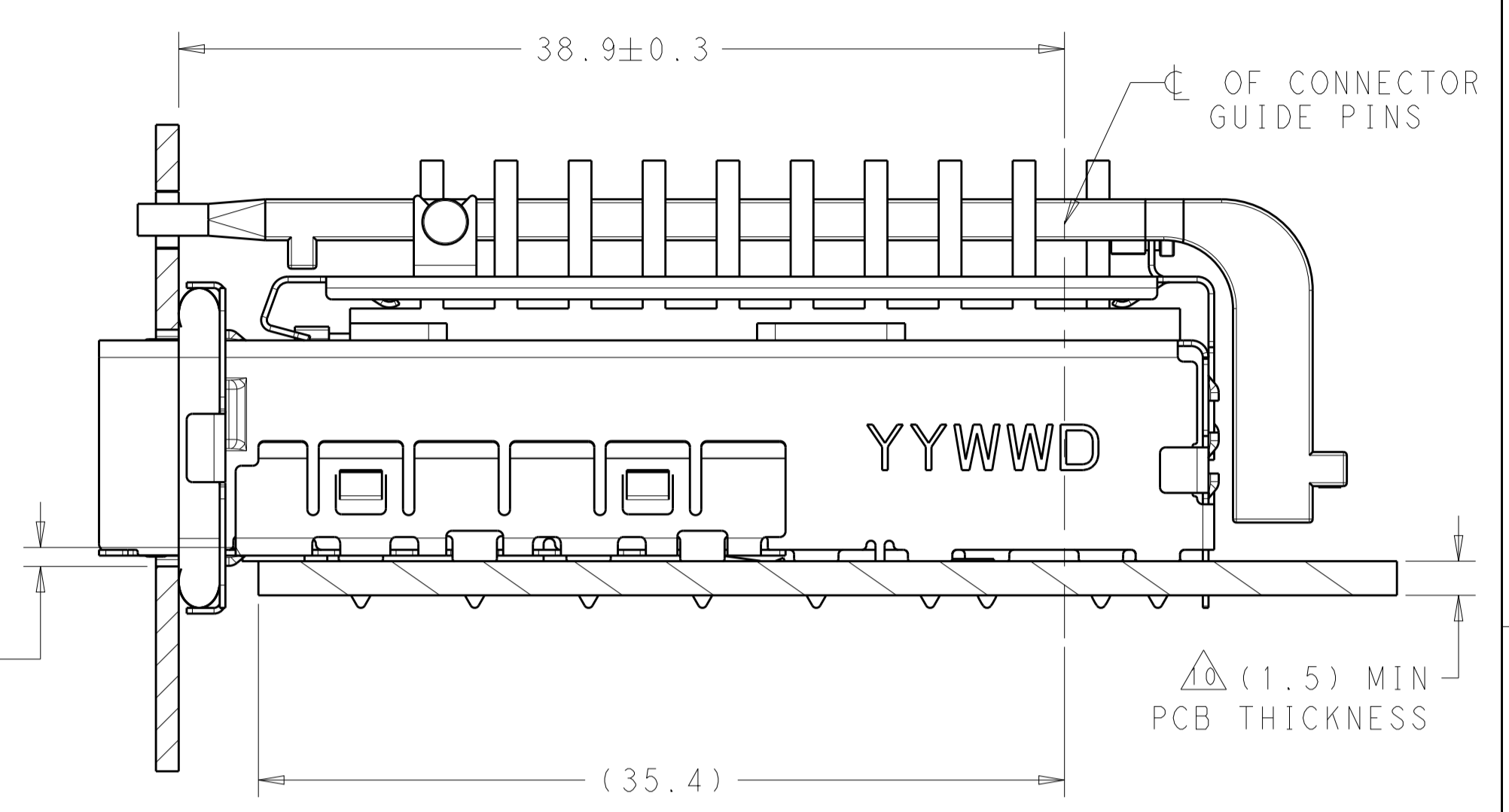
DIMENSIONS:	TOLERANCES UNLESS OTHERWISE SPECIFIED:	OWN: M. MATTHEWS, 26OCT2011	CHK: M. SCHWITZ, 26OCT2011	APV: M. SCHWITZ, 26OCT2011	NAME: SFP+ ENHANCED 1x6 CAGE ASSEMBLY, PRESS FIT, EMI GASKET WITH HEATSINK AND LIGHTPIPE
mm	0 PLC ±0.1 1 PLC ±0.1 2 PLC ±0.1 3 PLC ±0.1 4 PLC ±0.1 ANGLES ±0.1	PRODUCT SPEC: 108-2364	APPLICATION SPEC: 114-13120	SIZE: A1	SCALE: 4:1
MATERIAL: 1	FINISH: 2	WEIGHT: -	CAGE CODE: -	DRAWING NO: 2198229	SHEET 1 OF 3
CUSTOMER DRAWING		SCALE: 4:1		SHEET 1 OF 3	

STE TE Connectivity
PRELIMINARY

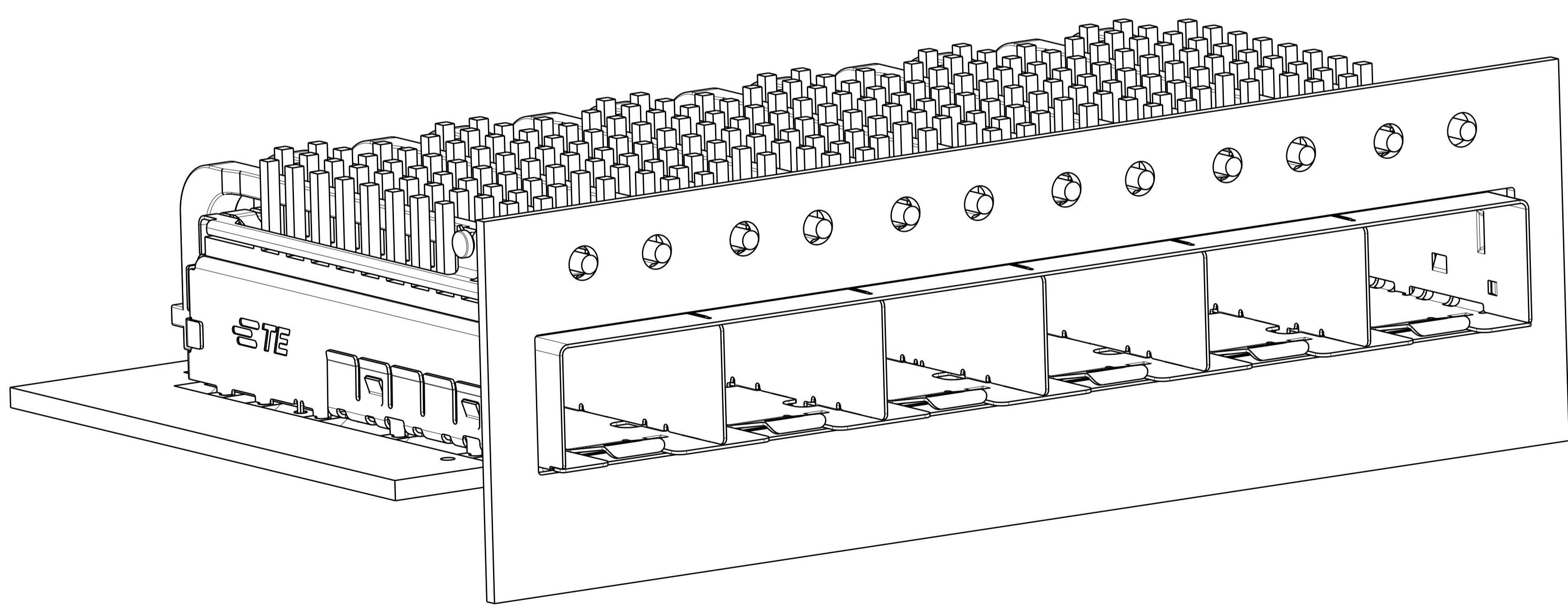
LOC		DIST		REVISIONS			
GP	00	P	LYN	DESCRIPTION	DATE	OWN	APVD
		-		SEE SHEET 1			



RECOMMENDED BEZEL CUT-OUT
 SINGLE SIDED APPLICATIONS
 SCALE 5:2



2198229
 MOUNTED ON PC BOARD
 SHOWN THRU RECOMMENDED BEZEL

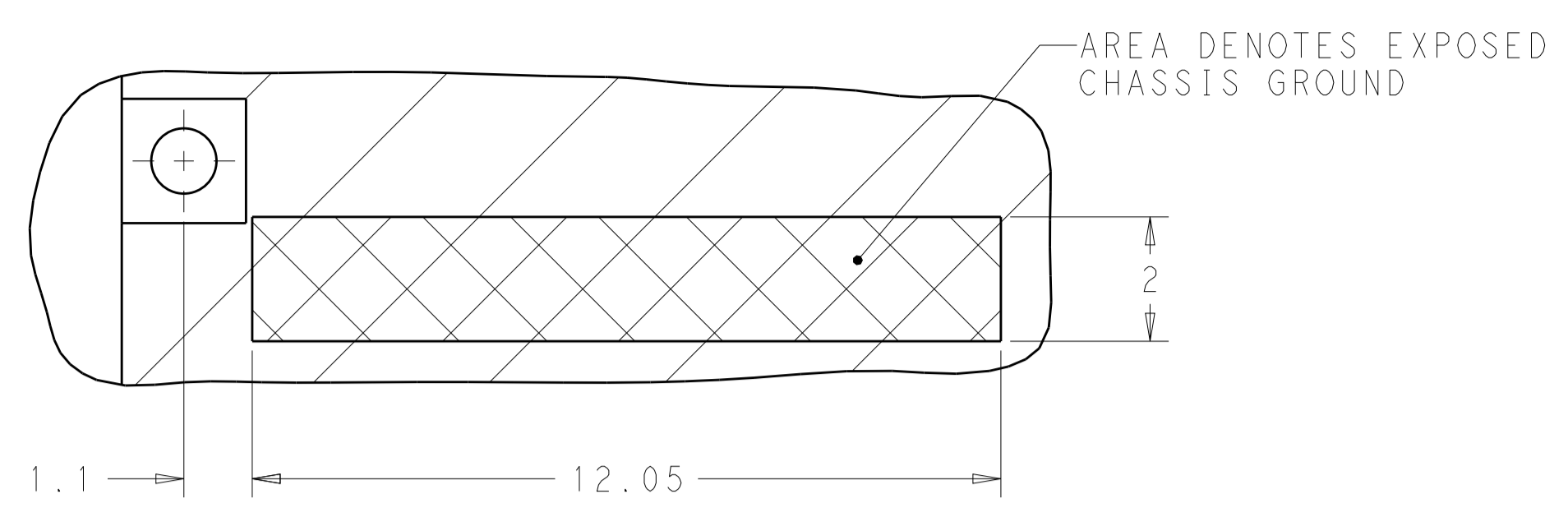


2198229
 MOUNTED ON PCB
 SHOWN THRU RECOMMENDED BEZEL

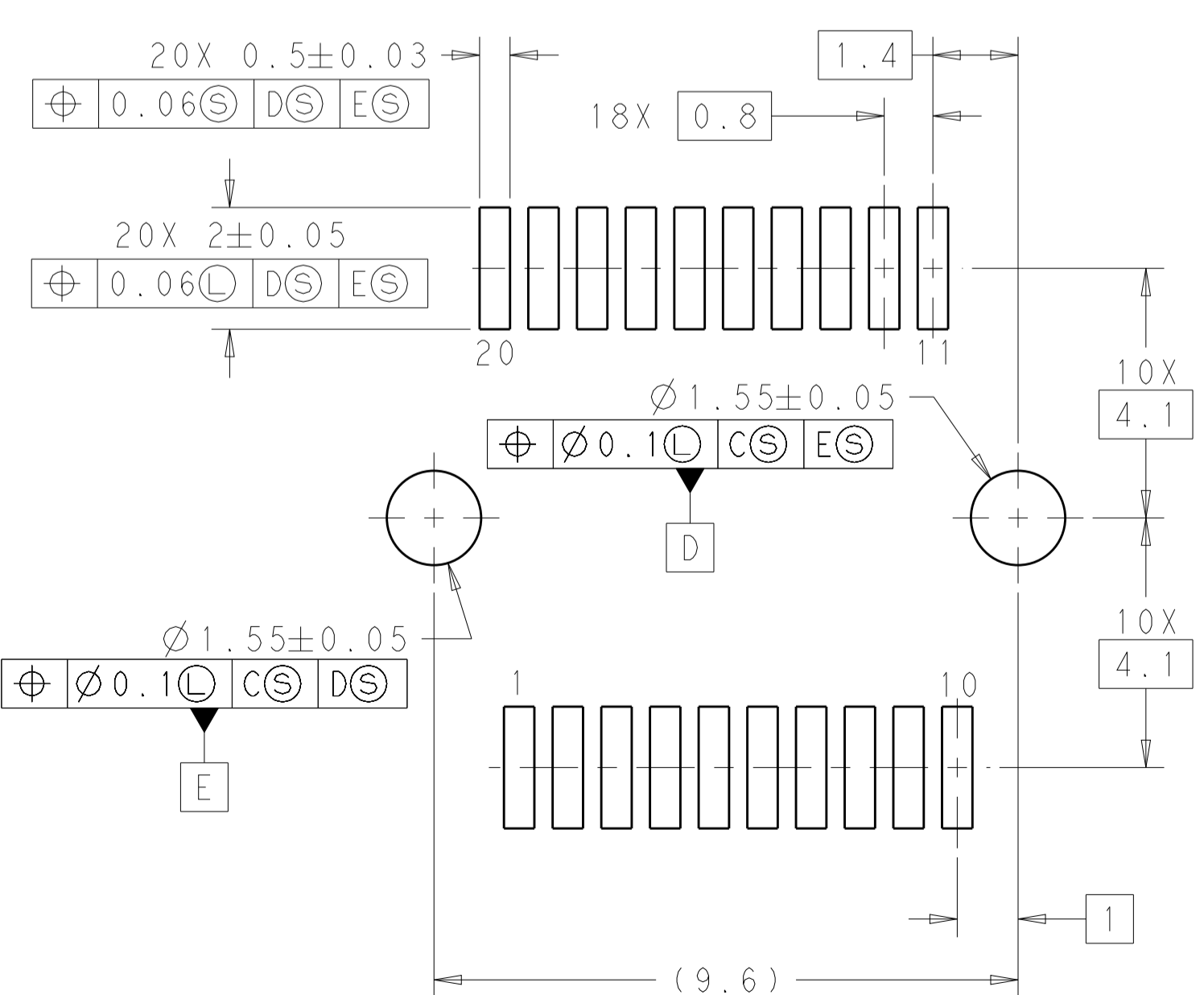
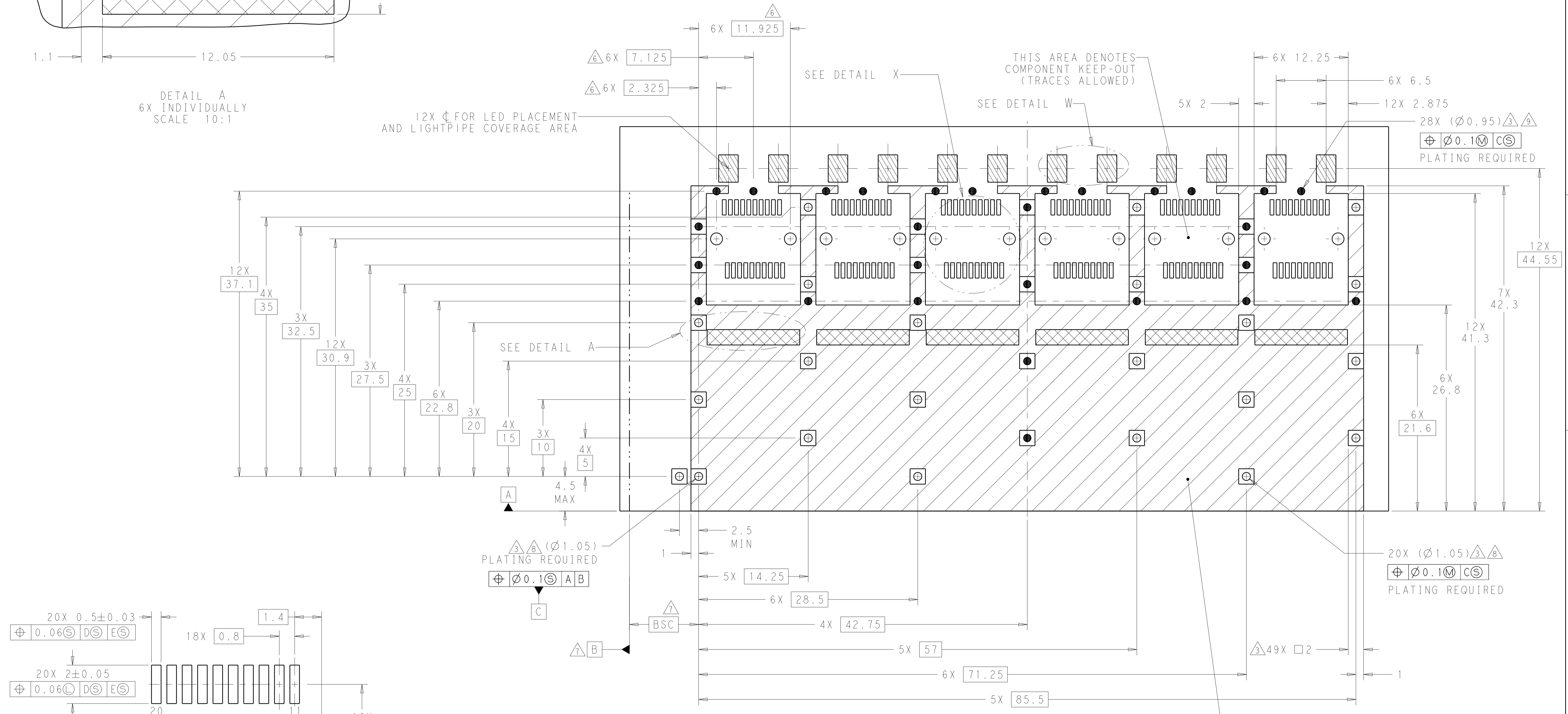
THIS DRAWING IS A CONTROLLED DOCUMENT.		OWN B. MATTHEWS 26OCT2011	TE Connectivity NAME SFP+ ENHANCED 1X6 CAGE ASSEMBLY, PRESS FIT, EMI GASKET WITH HEATSINK AND LIGHTPIPE
DIMENSIONS:		CHK M. SCHMITT 26OCT2011	
mm	TOLERANCES UNLESS OTHERWISE SPECIFIED:	APVD M. SCHMITT 26OCT2011	PRODUCT SPEC
0 PLC	±0.1	108-2364	APPLICATION SPEC
1 PLC	±0.1	114-13120	RESTRICTED TO
2 PLC	±0.1	WEIGHT	A100779C=2198229
3 PLC	±0.1	CUSTOMER DRAWING	SCALE 4:1 SHEET 2 OF 3 REV A
4 PLC	±0.1		
ANGLES	±1°		
MATERIAL	FINISH		

LOC	DIST	REV	DATE	BY	APPV
GP	00				

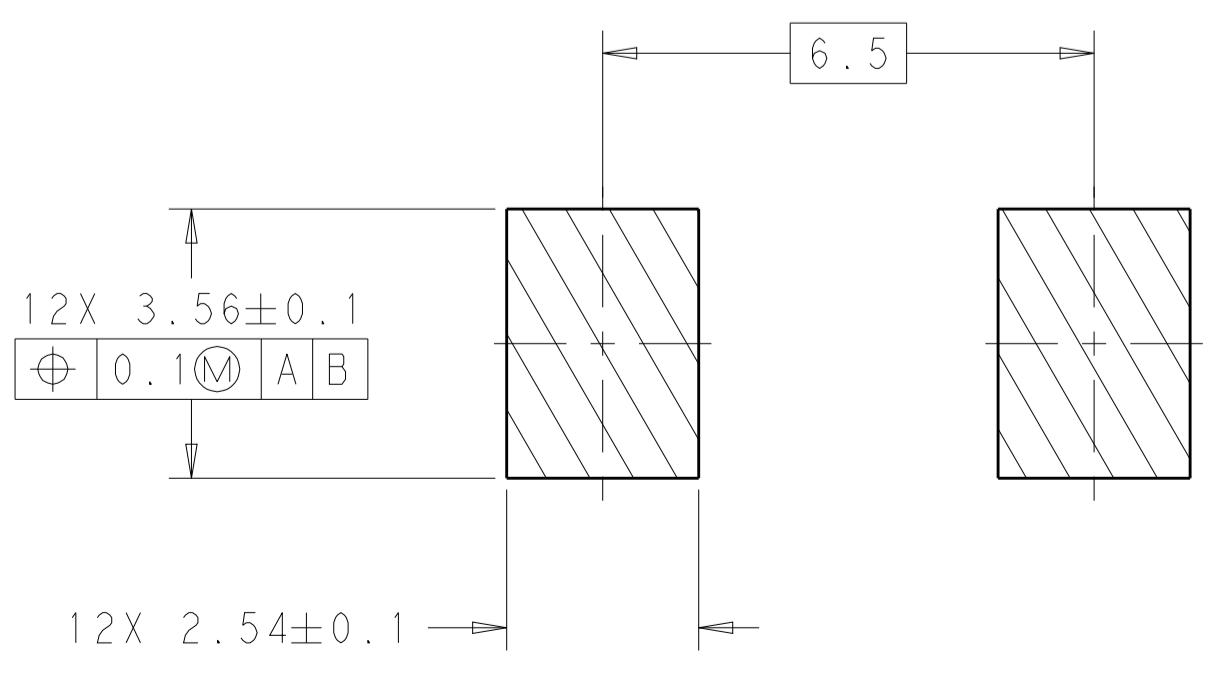
REVISIONS			
NO.	DESCRIPTION	DATE	BY
-	SEE SHEET 1	-	-



DETAIL A
6X INDIVIDUALLY
SCALE 10:1



DETAIL X
RECOMMENDED PT CONNECTOR LAYOUT
6X INDIVIDUALLY
SCALE 10:1



DETAIL W
SCALE 10:1

THIS DRAWING IS A CONTROLLED DOCUMENT.		OWN: B. MATTHEWS 26OCT2011	TE Connectivity
DIMENSIONS: mm		CHK: M. SCHMITT 26OCT2011	
TOLERANCES UNLESS OTHERWISE SPECIFIED:		APV: M. SCHMITT 26OCT2011	NAME: SFP+ ENHANCED 1X6 CAGE ASSEMBLY, PRESS FIT, EMI GASKET WITH HEATSINK AND LIGHTPIPE PRODUCT SPEC: 108-2364 APPLICATION SPEC: 114-13120 SIZE: 114-13120 WEIGHT: - CUSTOMER DRAWING
0 PLC ±0.1		REVISIONS	
1 PLC ±0.1		DATE	
2 PLC ±0.1		BY	
3 PLC ±0.1		APPV	SCALE: 4:1
4 PLC ±0.1		REVISIONS	SHEET 3 OF 3
ANGLES ±0.1		DATE	REV A
FINISH: #1*		BY	