

Square Body - DIN 43 620

690V (IEC/U.L.) 10-315A

Size	Rated Current RMS-Amps	I ² t (A ² S)		Watts Loss	DIN 000 Type T Indicator for Micro	Carton Qty.	Carton Weight (kg)	Curves BIF #
		Pre-arc	Clearing at 660V					
		000	10					
	16	7.2	48	5.5	170M1559			
	20	11.5	78	7	170M1560			
	25	19	130	9	170M1561			
	32	40	270	10	170M1562			
	40	69	460	12	170M1563			
	50	115	770	15	170M1564			
	63	215	1450	16	170M1565			
	80	380	2550	19	170M1566			
	100	695	4650	24	170M1567			
	125	1200	8500	28	170M1568			
	160	2300	16000	32	170M1569			
	200	4200	28000	37	170M1570			
	250	7750	51500	42	170M1571			
	315	12000	80500	52	170M1572			

- Interrupting rating 200kA (Estimated 300kA) RMS Symmetrical.
- Watts loss provided at rated current.
- Microswitch indicator ordered separately.

1 kg = 2.2 lbs. 1 lb = 0.45 kg

Rated Current

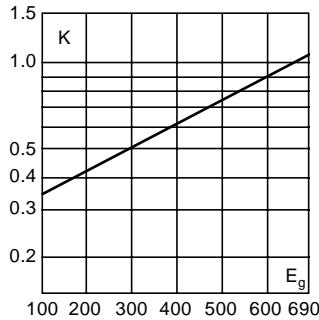
The rated current of this fuse range has been given with copper conductors that have a current density of 1.3 A/mm² (IEC 60269-4). For conductor cross section according to IEC 60269-1, the fuses with a rated current higher than 125A must be derated. Please contact Bussmann for application assistance.



Electrical Characteristics

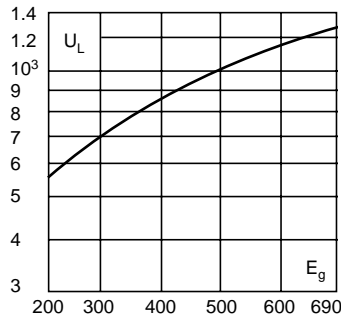
Total Clearing I²t

The total clearing I²t at rated voltage and at power factor of 15% are given in the electrical characteristics. For other voltages, the clearing I²t is found by multiplying by correction factor, K, given as a function of applied working voltage, E_g, (RMS).



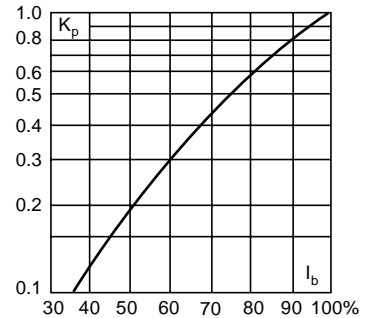
Arc Voltage

This curve gives the peak arc voltage, U_L, which may appear across the fuse during its operation as a function of the applied working voltage, E_g, (RMS) at a power factor of 15%.



Power Losses

Watts loss at rated current is given in the electrical characteristics. The curve allows the calculation of the power losses at load currents lower than the rated current. The correction factor, K_p, is given as a function of the RMS load current, I_b, in % of the rated current.

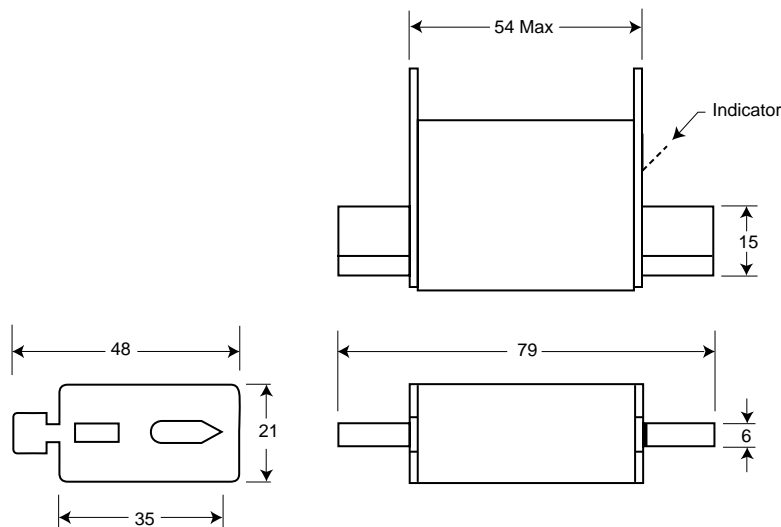


Dimensions

DIN 43 620: Type DIN 000

Dimension in mm.

1mm = 0.0394" 1" = 25.4mm



The only controlled copy of this BIF document is the electronic read-only version located on the Bussmann Network Drive. All other copies of this document are by definition uncontrolled. This bulletin is intended to clearly present comprehensive product data and provide technical information that will help the end user with design applications. Bussmann reserves the right, without notice, to change design or construction of any products and to discontinue or limit distribution of any products. Bussmann also reserves the right to change or update, without notice, any technical information contained in this bulletin. Once a product has been selected, it should be tested by the user in all possible applications.