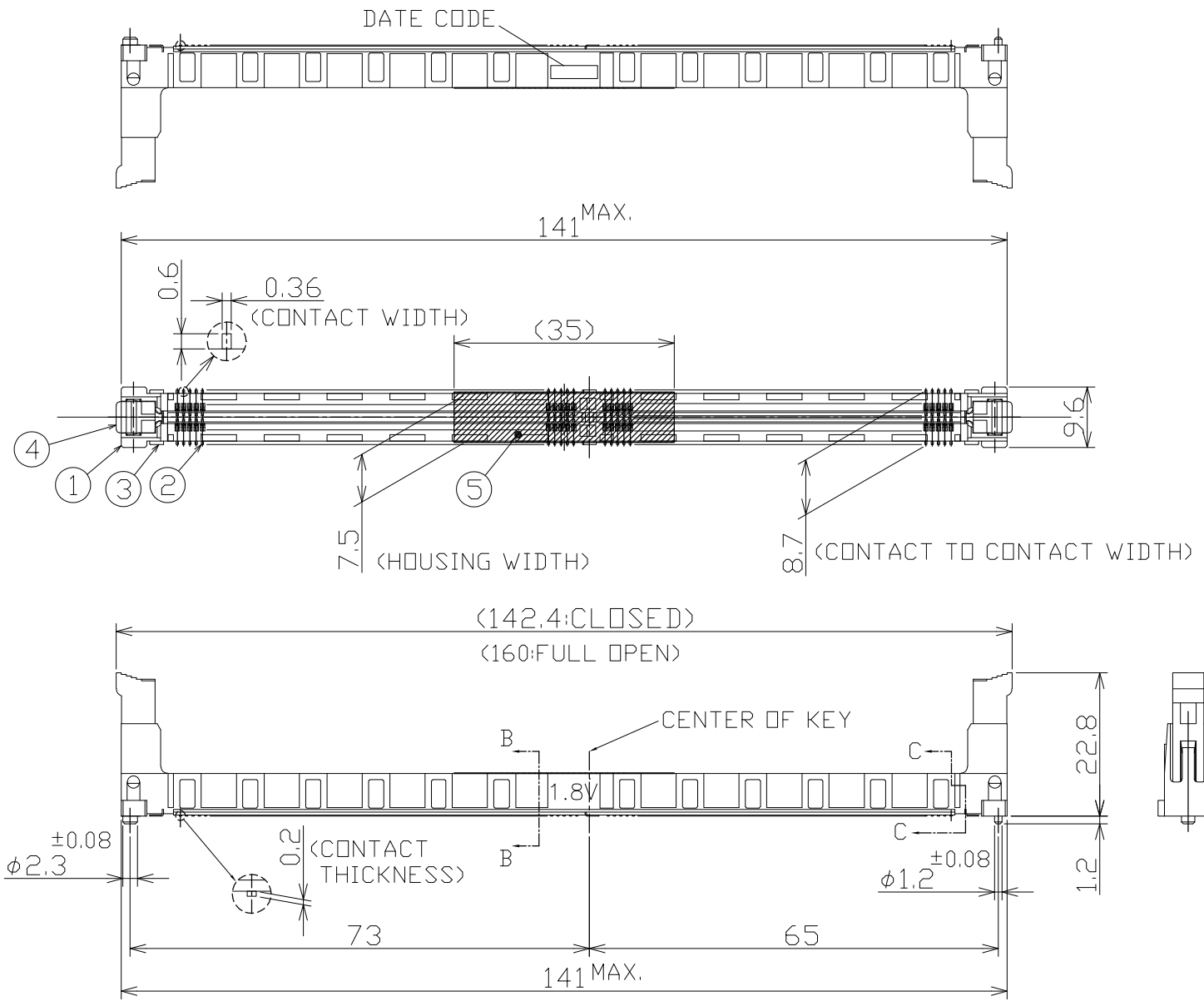
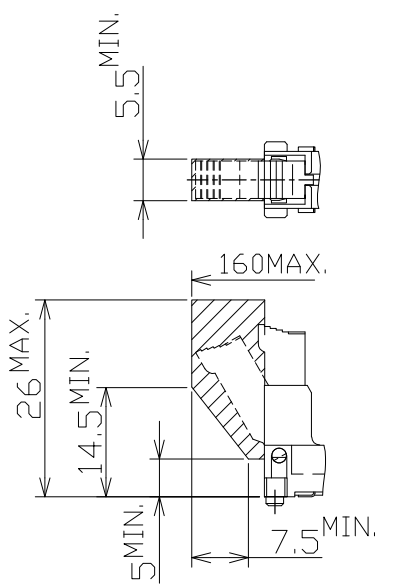
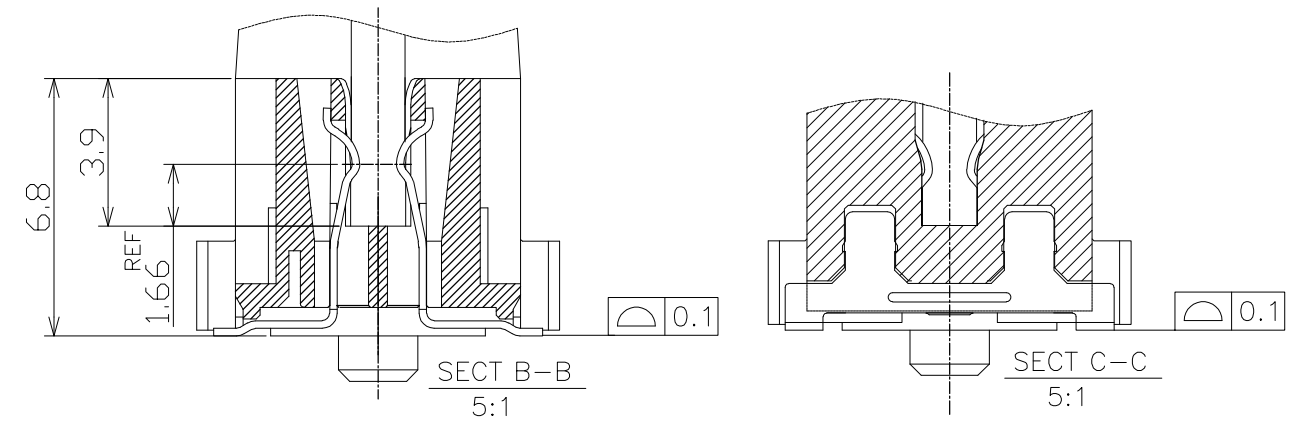


THIS DRAWING IS UNPUBLISHED. RELEASED FOR PUBLICATION
 © COPYRIGHT - By - ALL RIGHTS RESERVED.

LOC	DIST	REVISIONS					
J	/	P	LTR	DESCRIPTION	DATE	DWN	APVD
		C		REVISED ECR-11-019776	27SEP2011	I.T	C.W



- 1.MATERIAL**
 HOUSING : THERMOPLASTIC, UL94V-0, BLACK
 CONTACT : COPPER ALLOY
 SOLDER PEG : COPPER ALLOY
 EXTRACTOR : THERMOPLASTIC, UL94V-0
- 2.FINISH**
 CONTACT : Au PL. ON CONTACT AREA
 TIN PL. ON TINE AREA, Ni UNDER PL. ALL OVER
 SOLDER PEG : TIN PL., Ni UNDER PL. ALL OVER
- 3.GENERAL TOLERANCES :**
 10 ≥ : ±0.2
 100 ≥ >10 : ±0.3
 ANGLES : ±3°
- 4.CHECK THE EXTRACTOR IS NOT OPEN BEFORE REFLOW AT CUSTOMER LINE.**



30u" Au MIN or 3u" MIN Au+27u" Pd Ni	1-1939495-1
2u" Au MIN FLASH	1939495-4 1939495-1
CONTACT GOLD INTERFACE	PART NUMBER

2	EXTRACTOR	(4)
3	SOLDER PEG	(3)
240	CONTACT	(2)
1	HOUSING	(1)
QTY	NAME	ITEM
WITHOUT TAPE	1939495-4	
REMARKS	PART NUMBER	

1	TAPE	(5)
2	EXTRACTOR	(4)
3	SOLDER PEG	(3)
240	CONTACT	(2)
1	HOUSING	(1)
QTY	NAME	ITEM
WITH TAPE	1-1939495-1	
REMARKS	1939495-1	
	PART NUMBER	

THIS DRAWING IS A CONTROLLED DOCUMENT.

DWN	H.FUKUZAKI	27MAR07
CHK	T.YAMADA	27MAR07
APVD	T.YAMADA	27MAR07
PRODUCT SPEC	108-78453	
APPLICATION SPEC	取付適用規格	
WEIGHT	8.58g	
CUSTOMER DRAWING		

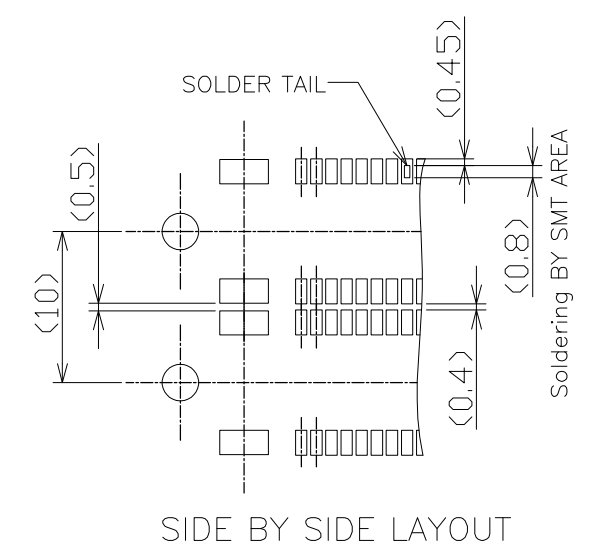
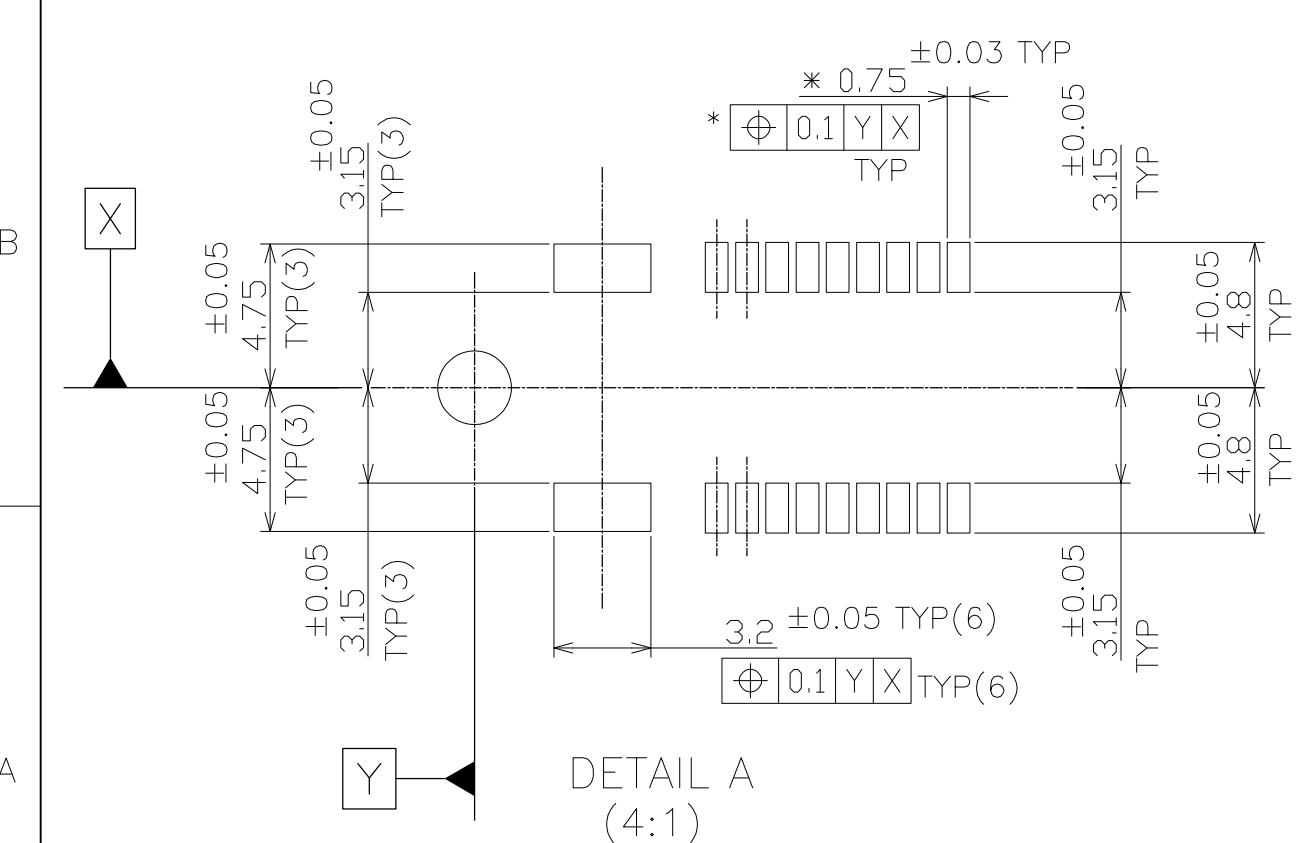
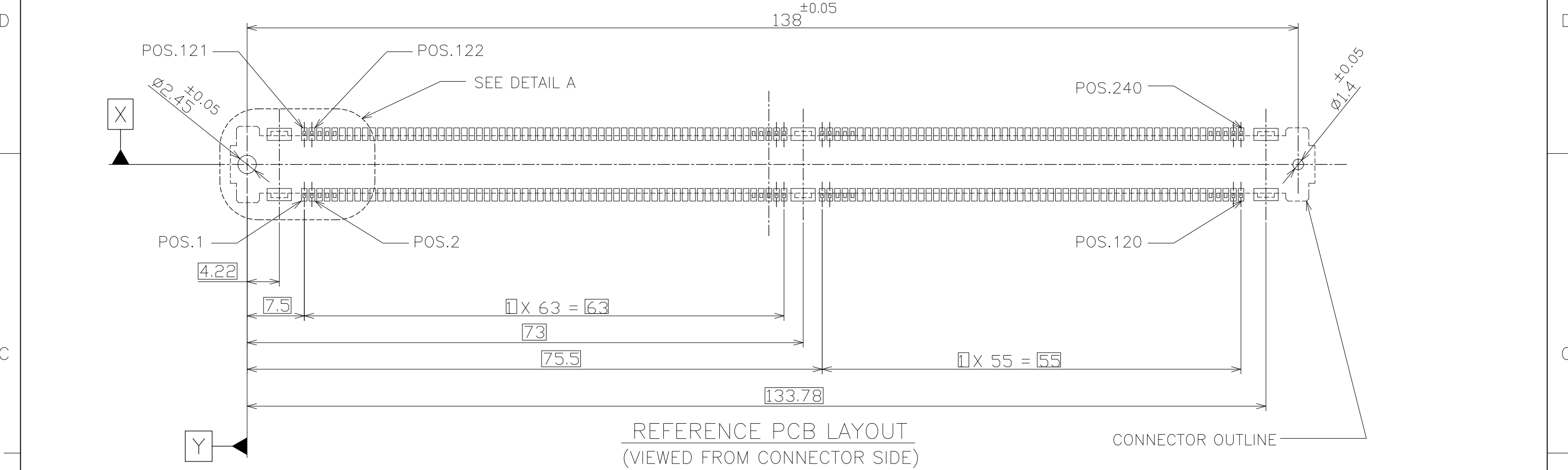
STE TE Connectivity

SOCKET ASSEMBLY
DDR-II, SMT, 240P

SIZE	CAGE CODE	DRAWING NO	RESTRICTED TO
A3	00779	C-1939495	
SCALE	SHEET	REV	
1:1	1 OF 4	C	

THIS DRAWING IS UNPUBLISHED. RELEASED FOR PUBLICATION
 © COPYRIGHT - By - ALL RIGHTS RESERVED.

LOC	DIST	REVISIONS					
J	/	P	LTR	DESCRIPTION	DATE	DWN	APVD
		-	-	SEE SHEET 1	-	-	-

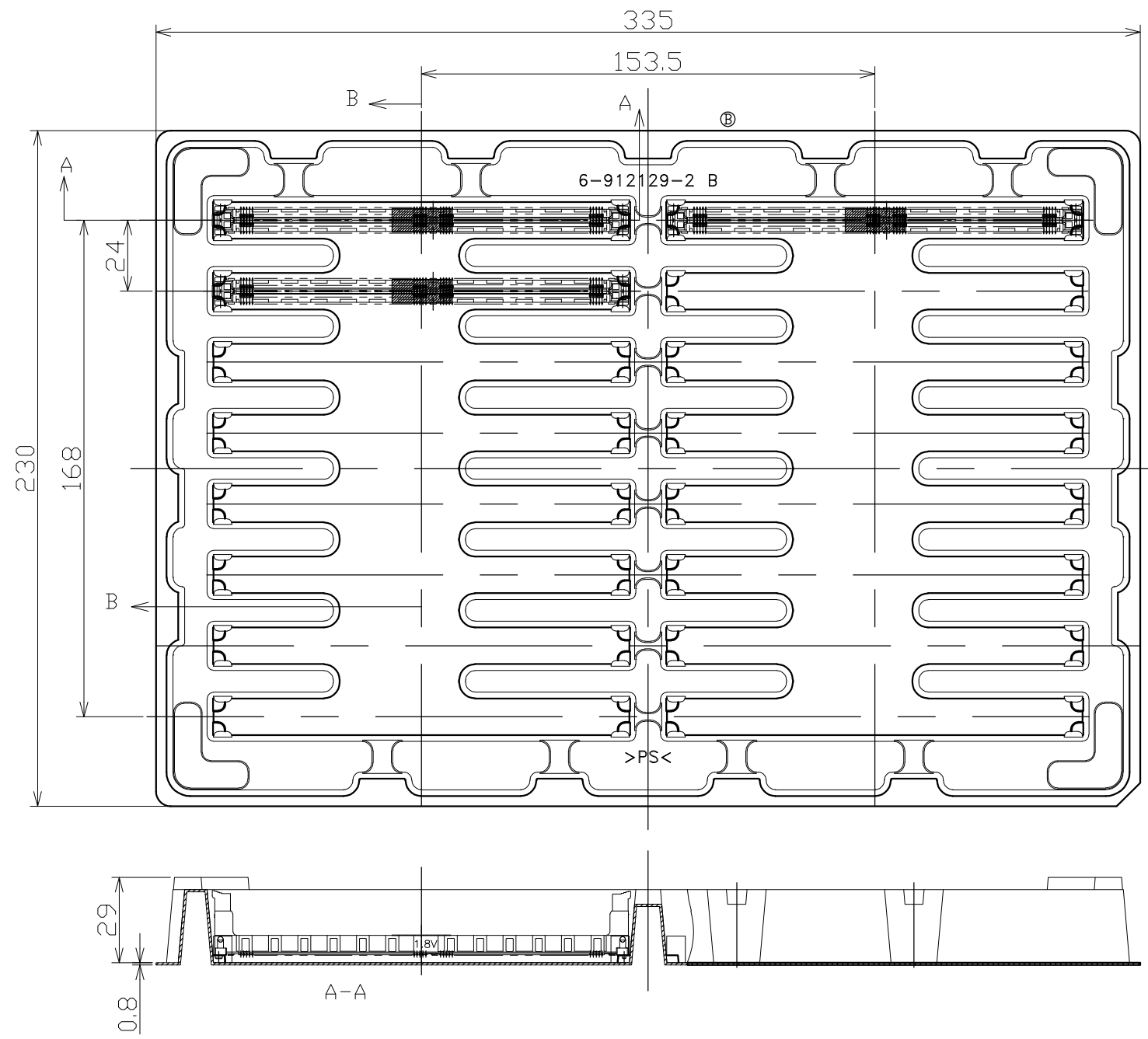


*: TOLERANCE; NON-CUMMIRATIVE

THIS DRAWING IS A CONTROLLED DOCUMENT.		DWN	-		STE TE Connectivity
DIMENSIONS: 单位: 耗 mm		CHK	-		
TOLERANCES UNLESS OTHERWISE SPECIFIED: 一般公差		APVD	-		NAME 名称
0 PLC ± -		PRODUCT SPEC 製品規格	-		SOCKET ASSEMBLY
1 PLC ± -		APPLICATION SPEC 取付適用規格	-		DDR-II, SMT, 240P
2 PLC ± -		WEIGHT	-		SIZE
3 PLC ± -		CUSTOMER DRAWING	-		CAGE CODE
4 PLC ± -		SCALE 尺度 2:1	-		DRAWING NO 番号
ANGLES ± -		SHEET 2 OF 4	-		REV C
FINISH 仕上		RESTRICTED TO	-		
MATERIAL 材料			-		

THIS DRAWING IS UNPUBLISHED. RELEASED FOR PUBLICATION
 © COPYRIGHT - By - ALL RIGHTS RESERVED.

LOC J	DIST /	REVISIONS 変更		
P	LTR	DESCRIPTION	DATE	DWN APVD
-	-	SEE SHEET 1	-	-



TRAY : A TYPE AND B TYPE
 QTY : 16EA / TRAY

THIS DRAWING IS A CONTROLLED DOCUMENT.		DWN	TE Connectivity			
DIMENSIONS: 单位: 耗 mm		CHK				
TOLERANCES UNLESS OTHERWISE SPECIFIED: 一般公差		APVD	NAME 名称			
0 PLC ± - 1 PLC ± - 2 PLC ± - 3 PLC ± - 4 PLC ± - ANGLES ± -		PRODUCT SPEC 製品規格	SOCKET ASSEMBLY DDR-II, SMT, 240P			
MATERIAL 材料		APPLICATION SPEC 取付適用規格	SIZE	CAGE CODE	DRAWING NO 番号	RESTRICTED TO
FINISH 仕上		WEIGHT	A3	00779	C-1939495	-
CUSTOMER DRAWING			SCALE 尺度	SHEET	REV	
			NTS	4 OF 4	C	