



## Glass Passivated Rectifier Diode Modules

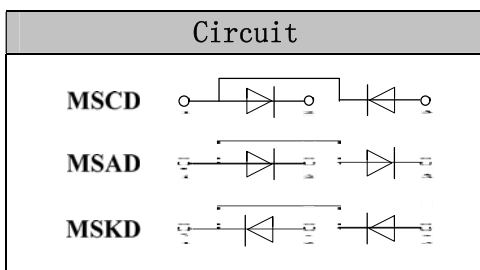
**VRRM** 800 to 1800V  
**IFAV** 60 Amp

### Applications

- Non-controllable rectifiers for AC/AC converters
- Line rectifiers for transistorized AC motor controllers
- Field supply for DC motors

### Features

- Blocking voltage:800 to 1800V
- Heat transfer through aluminum oxide DBC ceramic isolated metal baseplate
- Glass passivated chip
- UL E243882 approved



### Module Type

TYPE			VRRM	V <sub>RSM</sub>
MSCD60-08	MSAD60-08	MSKD60-08	800V	900V
MSCD60-12	MSAD60-12	MSKD60-12	1200V	1300V
MSCD60-16	MSAD60-16	MSKD60-16	1600V	1700V
MSCD60-18	MSAD60-18	MSKD60-18	1800V	1900V

### Maximum Ratings

Symbol	Conditions	Values	Units
IFAV	Single phase ,half wave 180° conduction T <sub>c</sub> =100°C	60	A
IF(RMS)	Single phase ,half wave 180° conduction T <sub>c</sub> =98°C	90	A
IFSM	t=10mS T <sub>vj</sub> =45°C	1150	A
i <sup>2</sup> t	t=10mS T <sub>vj</sub> =45°C	6600	A <sup>2</sup> s
V <sub>isol</sub>	a.c.50HZ;r.m.s.;1min	3000	V
T <sub>vj</sub>		-40 to +150	°C
T <sub>stg</sub>		-40 to +125	°C
M <sub>t</sub>	To terminals(M5)	3±15%	Nm
M <sub>s</sub>	To heatsink(M6)	5±15%	Nm
Weight	Module (Approximately)	100	g

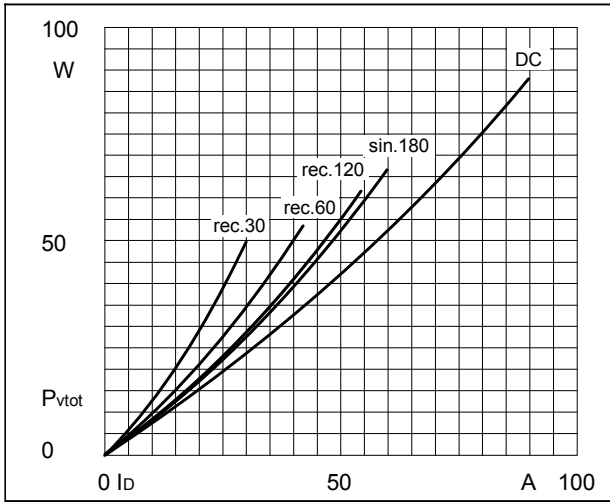
### Thermal Characteristics

Symbol	Conditions	Values	Units
R <sub>th(j-c)</sub>	Per diode	0.59	°C/W
R <sub>th(c-s)</sub>	Module	0.1	°C/W

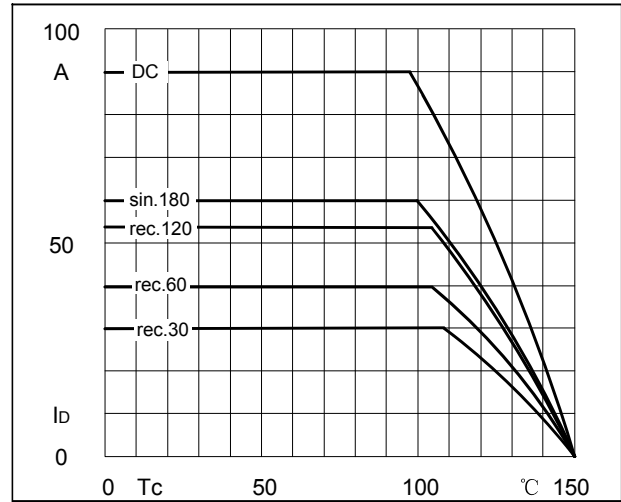
### Electrical Characteristics

Symbol	Conditions	Values			Units
		Min.	Typ.	Max.	
V <sub>FM</sub>	T=25°C I <sub>F</sub> =200A	—	1.20	1.30	V
I <sub>RD</sub>	T <sub>vj</sub> =150°C V <sub>RD</sub> =V <sub>RRM</sub>	—	—	5	mA

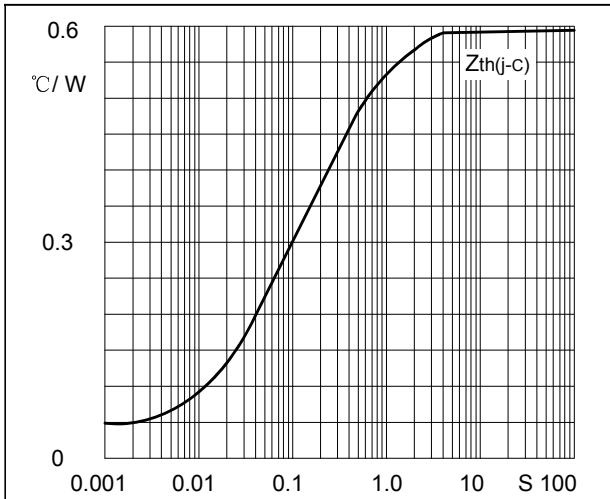
## Performance Curves



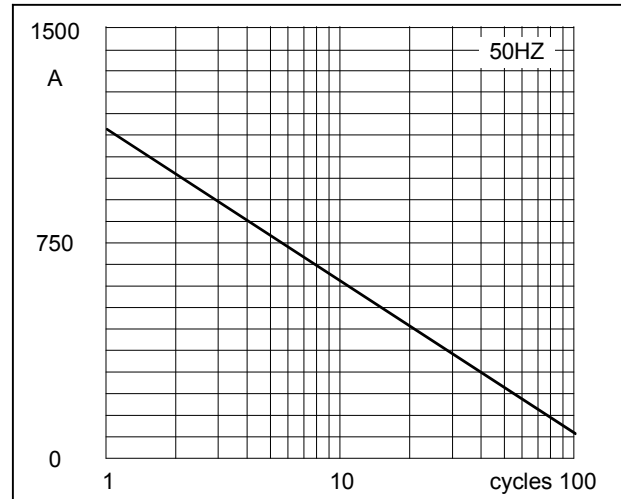
**Fig1. Power dissipation**



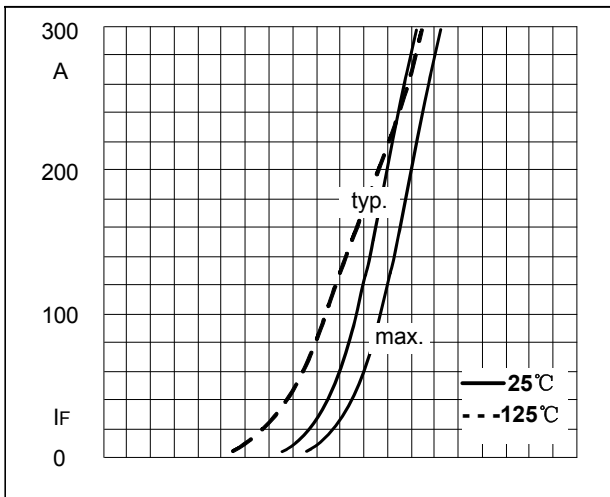
**Fig2. Forward Current Derating Curve**



**Fig3. Transient thermal impedance**



**Fig4. Max Non-Repetitive Forward Surge Current**



**Fig5. Forward Characteristics**

**Package Outline Information**

