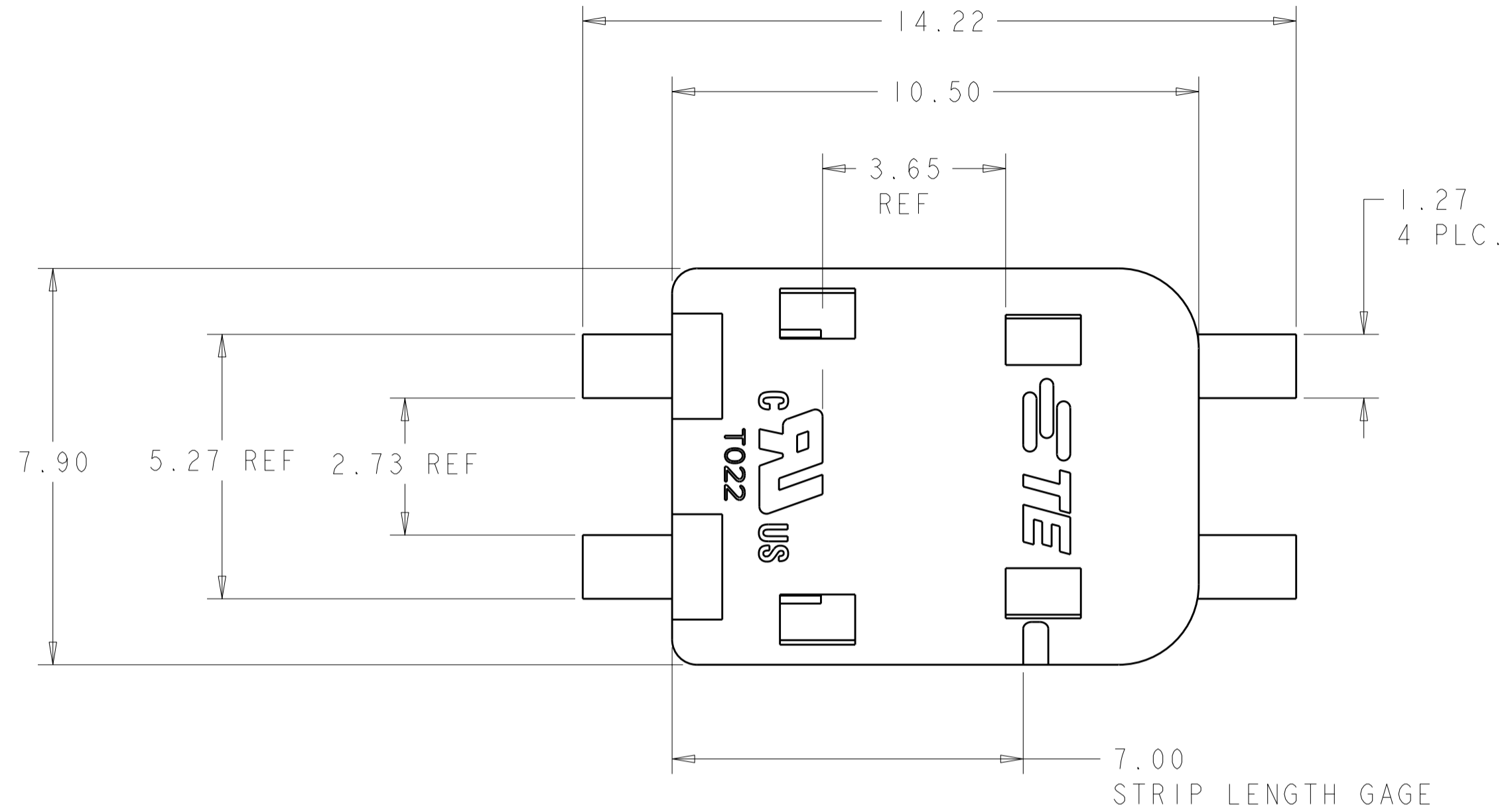


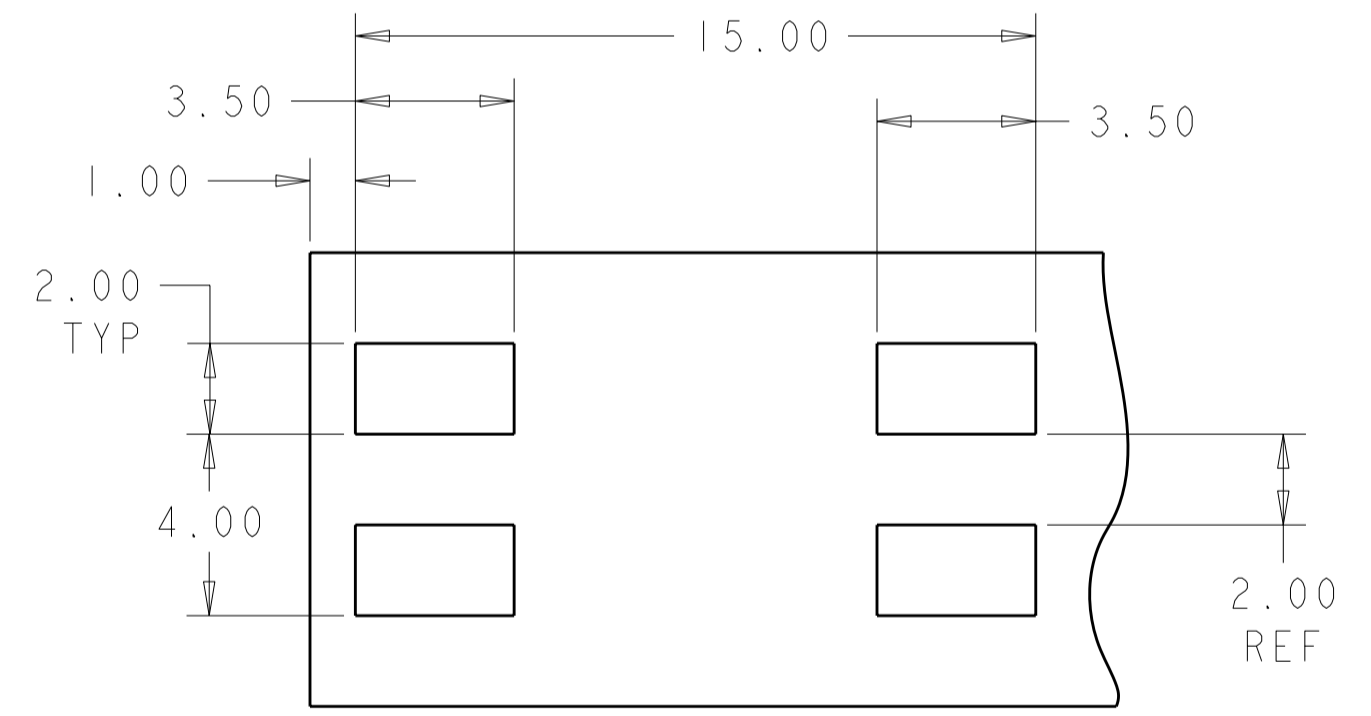
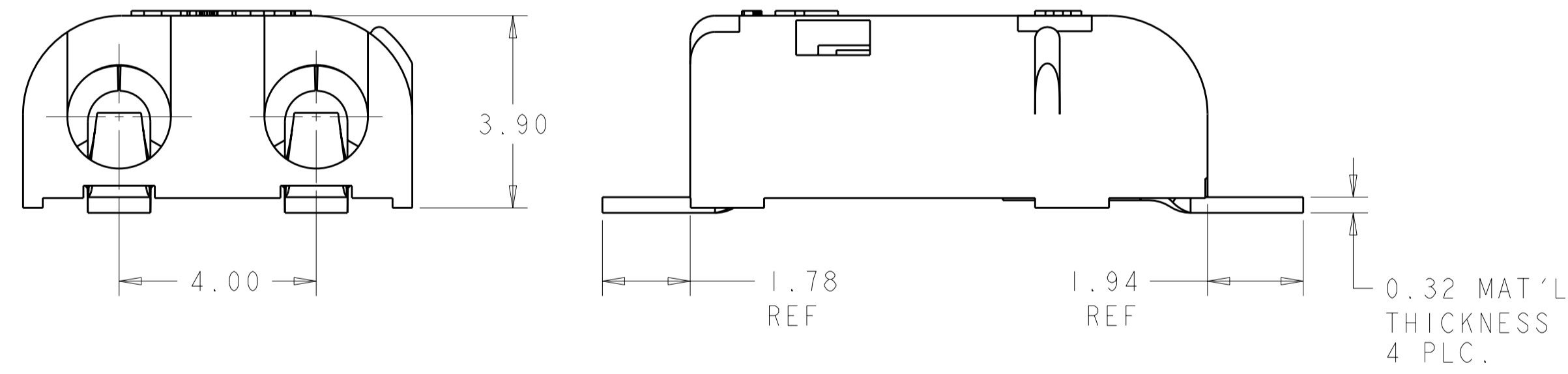
THIS DRAWING IS UNPUBLISHED. RELEASED FOR PUBLICATION 20  
 © COPYRIGHT 20 ALL RIGHTS RESERVED.

LOC		DIST		REVISIONS			
P	LTR	DESCRIPTION	DATE	DWN	APVD		
	A	REVISED PER ECR-09-012311	16JUN2009	HMR	DD		
	AI	REVISED PER ECR-11-011090	03JUN2011	SK	DD		



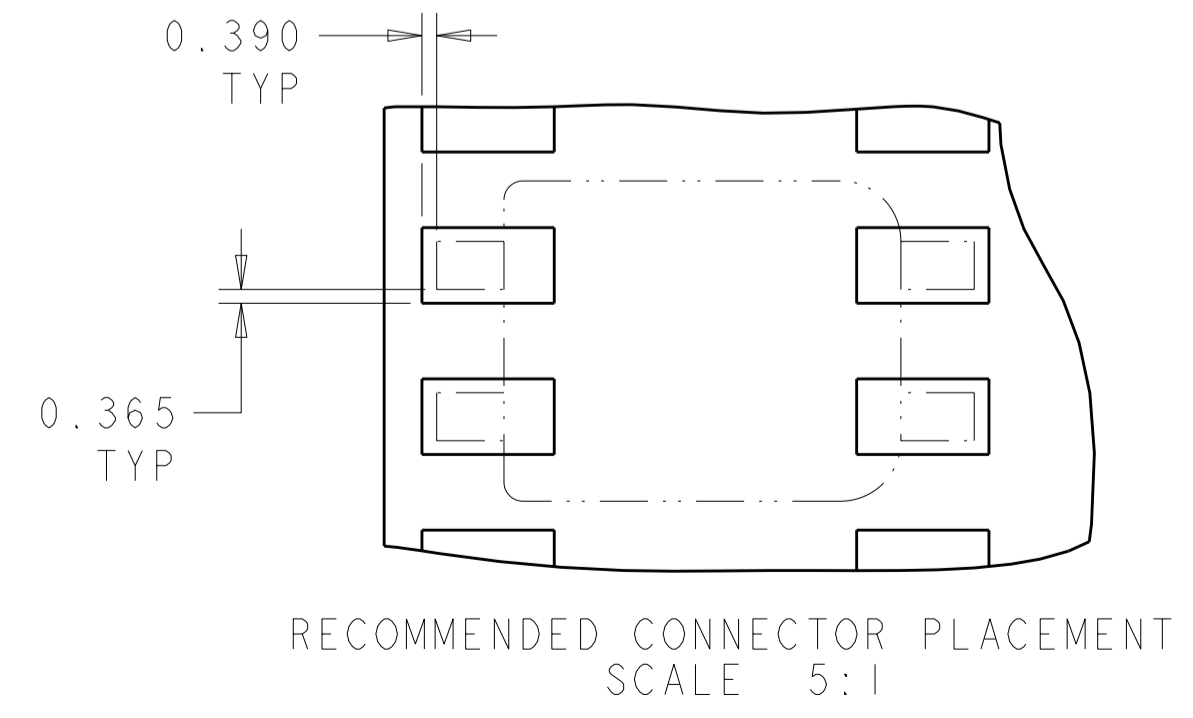
NOTES :

- 1. MATERIALS AND FINISH:
  - HOUSING: LCP, COLOR: WHITE
  - CONTACTS: COPPER ALLOY, FINISH: TIN
- 2. MUST COMPLY WITH DIRECTIVE 2002/95/EC (ROHS)
- 3. THIS PRODUCT HAS NOT COMPLETED VALIDATION TESTING
- 4. WIRE TYPES AND SIZES ACCEPTED
  - 18, 20 AND 22 AWG SOLID WIRE
  - 18 AND 20 AWG PREBOND STRANDED WIRE
  - 18 AWG STRANDED WIRE (16 STRAND COUNT)
  - MAX INSULATION OD: 2.10 MM (.083")
  - STRIP LENGTH: 7.0±1.0 (.276")
- 5. PACKAGED IN TAPE AND REEL PER EIA-481



RECOMMENDED PCB LAYOUT

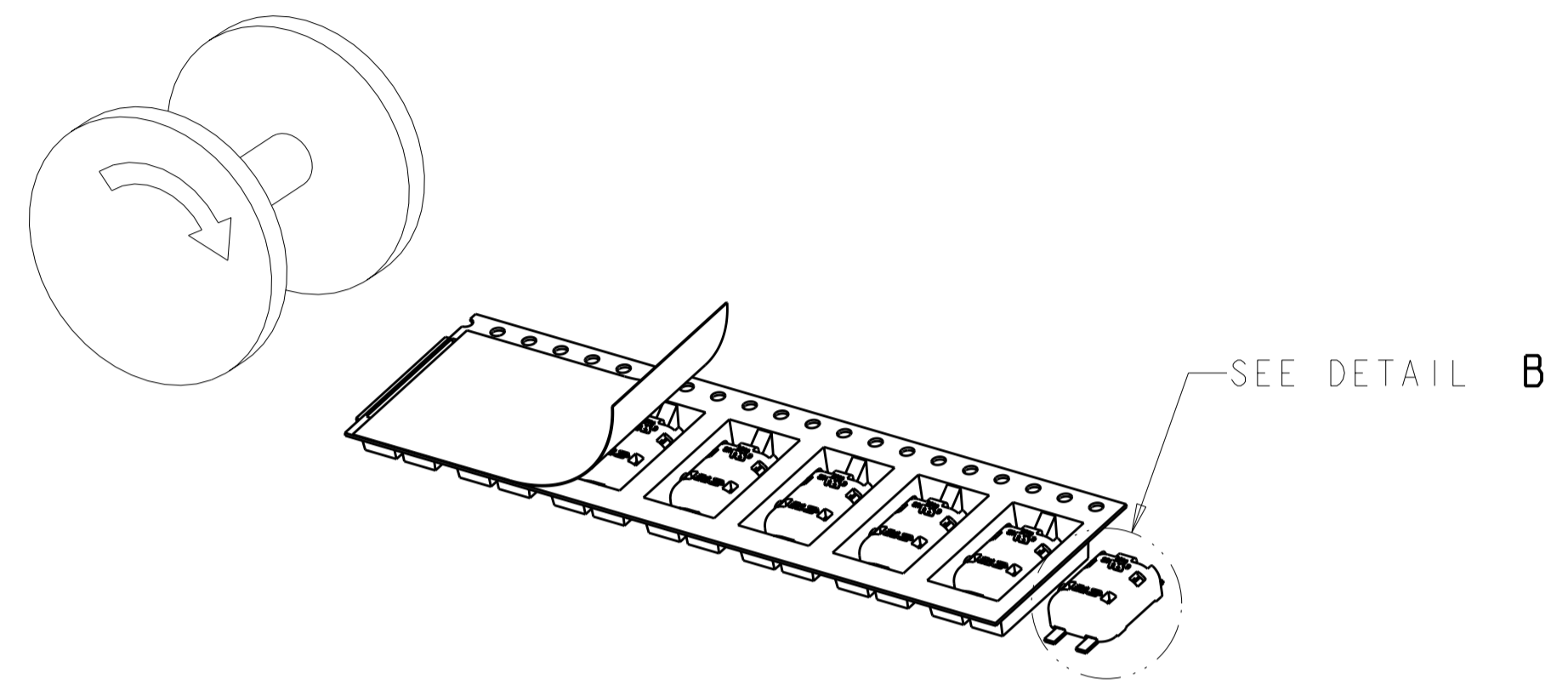
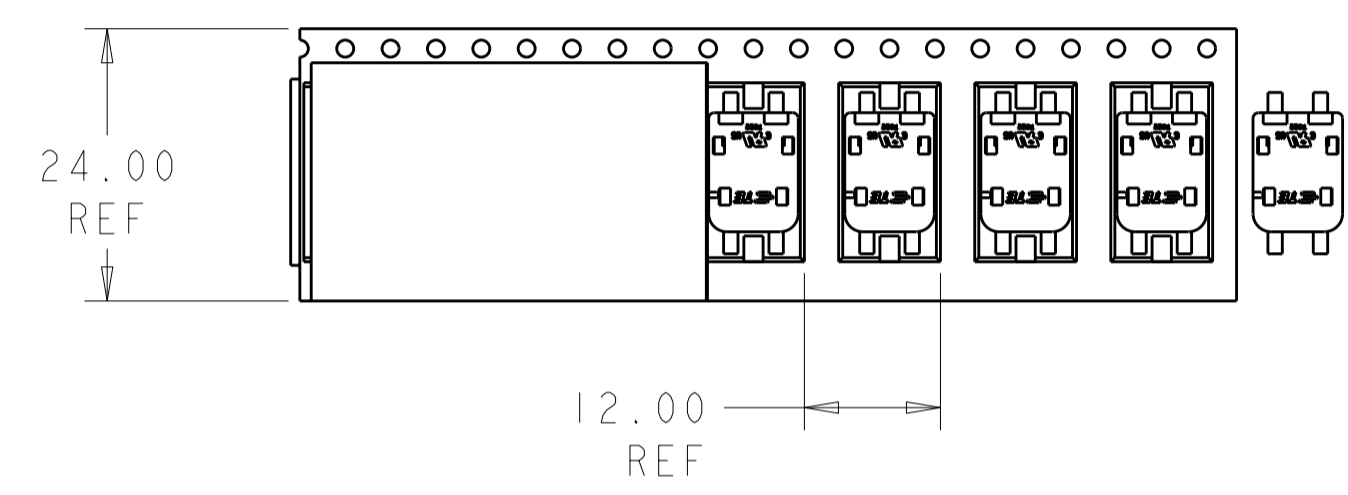
		-	-
		-	-
5	1	WHITE	1969226-1
PACKAGING	MATERIAL	COLOR	PART NO.



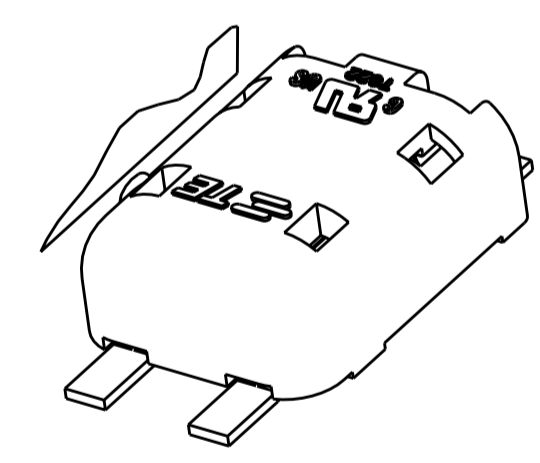
THIS DRAWING IS A CONTROLLED DOCUMENT.		DWN JR RUTH 17FEB09	<b>STE</b> TE Connectivity	
DIMENSIONS: mm		CHK DON DECKER 17FEB09		
TOLERANCES UNLESS OTHERWISE SPECIFIED:		APVD DON DECKER 17FEB09	NAME POKE-IN LED CONNECTOR ASSEMBLY, 2 POSITION SMT	
0 PLC ±		PRODUCT SPEC 108-2284	SIZE CAGE CODE DRAWING NO RESTRICTED TO	
1 PLC ±0.5		APPLICATION SPEC 114-13194	A200779C-1969226	
2 PLC ±0.10		WEIGHT -	SCALE 1:1 SHEET 1 OF 2 REV AI	
3 PLC ±		CUSTOMER DRAWING		
4 PLC ±				
ANGLES ±3°				
FINISH				
SEE TABLE				

THIS DRAWING IS UNPUBLISHED.      RELEASED FOR PUBLICATION      20  
 © COPYRIGHT 20      ALL RIGHTS RESERVED.

LOC	DIST	REVISIONS				
P	LTR	DESCRIPTION	DATE	DWN	APVD	
AF	50	-	SEE SHEET 1	-	-	



TAPE AND REEL PACKAGING DIAGRAM  
FOR 1969226-1



DETAIL B  
SCALE 5:1

THIS DRAWING IS A CONTROLLED DOCUMENT.		DWN JR RUTH 17FEB09	<b>STE</b> TE Connectivity	
DIMENSIONS: mm		CHK DON DECKER 17FEB09		
TOLERANCES UNLESS OTHERWISE SPECIFIED:		APVD DON DECKER 17FEB09	NAME POKE-IN LED CONNECTOR ASSEMBLY, 2 POSITION SMT	
0 PLC ± 1 PLC ±0.5 2 PLC ±0.10 3 PLC ± 4 PLC ±		PRODUCT SPEC 108-2284	SIZE	RESTRICTED TO
MATERIAL		APPLICATION SPEC 114-13194	CAGE CODE A200779	DRAWING NO C-1969226
SEE TABLE		WEIGHT -	SCALE 1:1	SHEET 2 OF 2
FINISH		CUSTOMER DRAWING	REV A1	