

THIS DRAWING IS UNPUBLISHED. RELEASED FOR PUBLICATION
 © COPYRIGHT - By - ALL RIGHTS RESERVED.

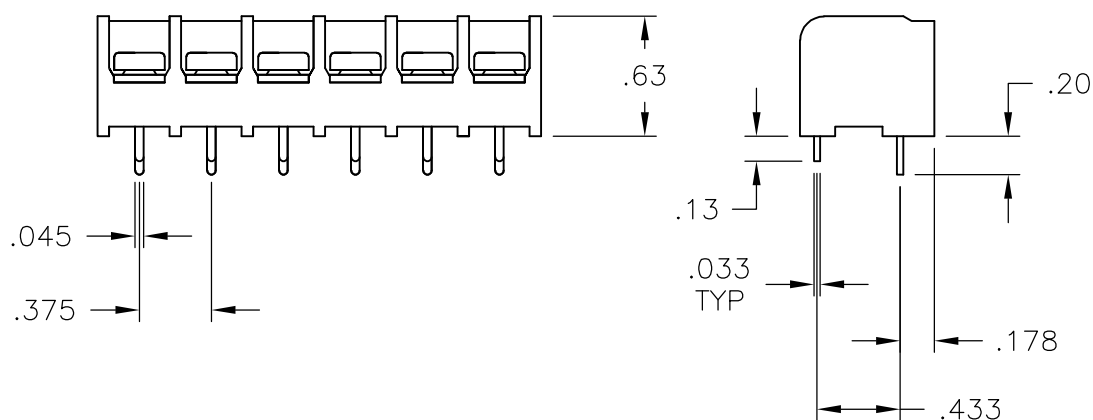

LOC	DIST	REVISIONS					
FT	0	P	LTR	DESCRIPTION	DATE	DWN	APVD
			A4	REVISED PER ECO-11-004820	11MAR11	RK	HMR

MATERIAL:
 HOUSING: THERMOPLASTIC, UL94V-0, BLACK.
 TERMINALS: BRIGHT TIN PLATED, COPPER ALLOY.
 SCREWS: 6-32, STEEL, .0002 MIN ZINC PLATED WITH CLEAR CHROMATE COATING.

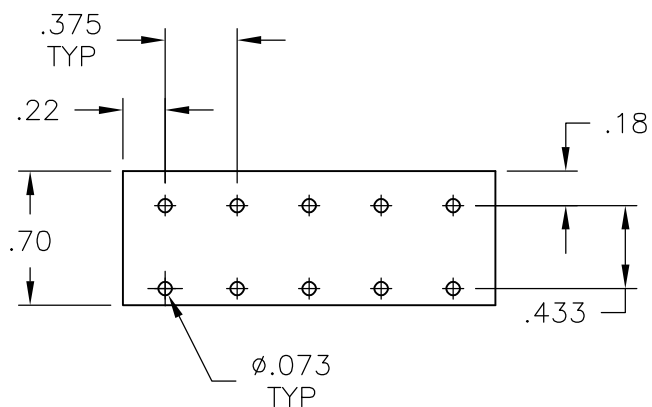
ELECTRICAL:
 RATED CURRENT UL/CSA:
 CLASS C: 25A, 300V
 CLASS D: 5A, 600V
 WIRE RANGE: 12-22 AWG.

MECHANICAL:
 RECOMMENDED TORQUE: 7 IN-LB.
 OPERATING TEMP.: 105°C MAX.

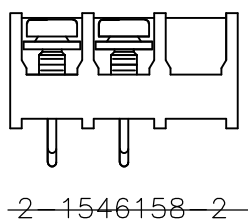
- ① SCREWS ARE BOTTOMED.
- ② OBSOLETE PARTS: OBSOLETE CIS STREAMLINING PER D.RENAUD/D.SINISI



SEE FIGURE ② OBSOLETE



RECOMMENDED PCB LAYOUT



DIM. "A"	NO. OF POS.	CATALOG NUMBER	PART NO.
11.311	30	6DBL-30-006	2-1546685-2
10.936	29	6DBL-29-006	2-1546685-1
10.561	28	6DBL-28-006	2-1546685-0
10.186	27	6DBL-27-006	1-1546685-9
9.811	26	6DBL-26-006	1-1546685-8
9.436	25	6DBL-25-006	1-1546685-7
9.061	24	6DBL-24-006	1-1546685-6
8.686	23	6DBL-23-006	1-1546685-5
8.311	22	6DBL-22-006	1-1546685-4
7.936	21	6DBL-21-006	1-1546685-3
7.561	20	6DBL-20-006	1-1546685-2
7.186	19	6DBL-19-006	1-1546685-1
6.811	18	6DBL-18-006	1-1546685-0
6.436	17	6DBL-17-006	1546685-9
6.061	16	6DBL-16-006	1546685-8
5.686	15	6DBL-15-006	1546685-7
5.311	14	6DBL-14-006	1546685-6
4.936	13	6DBL-13-006	1546685-5
4.561	12	6DBL-12-006	4-1437651-8
4.186	11	6DBL-11-006	1546685-4
3.811	10	6DBL-10-006	1546685-3
3.436	9	6DBL-09-006	1546685-2
3.061	8	6DBL-08-006	1546685-1
2.686	7	6DBL-07-006	2-1546158-4
2.311	6	6DBL-06-006	4-1437651-6
1.936	5	6DBL-05-006	2-1546158-3
1.561	4	6DBL-04-006	4-1437651-1
1.186	3	6DBL-03-006	3-1437651-8
1.186	2	6DBL-02-1307	2-1546158-2
.811	2	6DBL-02-1391	2-1546685-3
.811	2	6DBL-02-006	3-1437651-4

THIS DRAWING IS A CONTROLLED DOCUMENT.		DWN S SCHLEGEL 5/26/04	TE Connectivity			
DIMENSIONS: INCHES		CHK S YODER 5/26/04				
TOLERANCES UNLESS OTHERWISE SPECIFIED:		APVD S YODER 5/26/04	NAME 6DBL-XX-006 ASSEMBLY			
0 PLC ± - 1 PLC ± - 2 PLC ± .02 3 PLC ± .010 4 PLC ± - ANGLES ± -		PRODUCT SPEC -	APPLICATION SPEC -			
MATERIAL -		FINISH -	SIZE A3	CAGE CODE 00779	DRAWING NO C-3-1437651-4	RESTRICTED TO -
CUSTOMER DRAWING			SCALE NTS	SHEET 1 OF 1	REV A4	