

DATE

REVISIONS

REV

DRAWING NUMBER
LDS-A403RI

REV

ELECTRO-OPTICAL CHARACTERISTICS $T_A=25^\circ\text{C}$ $I_f=10\text{mA}$

PARAMETER	MIN	TYP	MAX	UNITS	TEST COND
PEAK WAVELENGTH		585 (YELLOW)		nm	
FORWARD VOLTAGE		2.1	2.5	V_f	
REVERSE VOLTAGE	5.0			V_r	$I_f=100\mu\text{A}$
AXIAL INTENSITY		3500		ucd	$I_f=10\text{mA}$
EMITTED COLOR		YELLOW			
EPOXY SEGMENT		MILKY WHITE DIFFUSED			
FONT COLOR		GRAY			

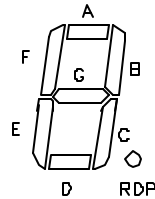
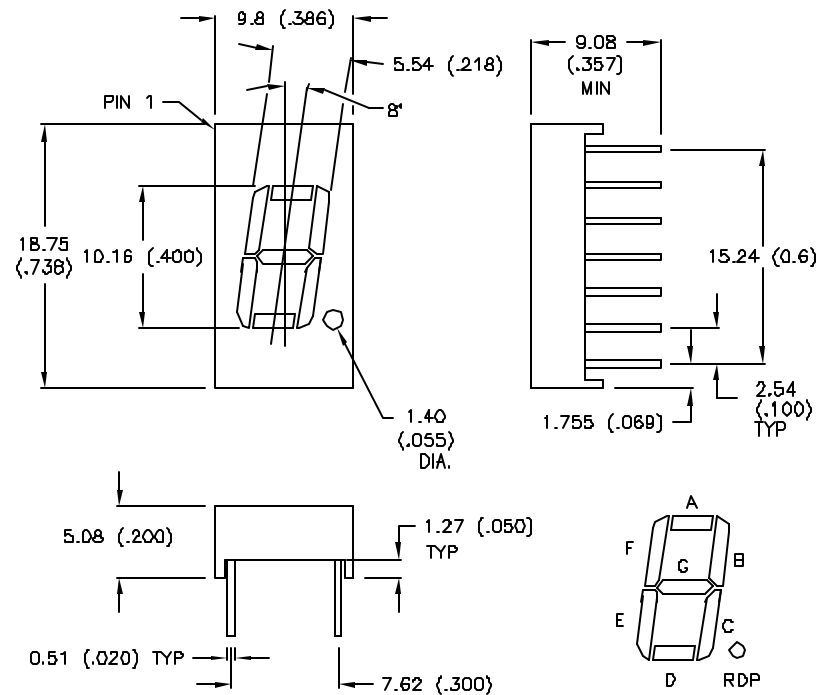
LIMITS OF SAFE OPERATION PER CHIP AT 25°C

PARAMETER	MAX	UNITS
PEAK FORWARD CURRENT*	150	mA
STEADY CURRENT	30	mA
POWER DISSIPATION	105	mW
DERATE FROM 25°C	-1.6	$\text{mW}/^\circ\text{C}$
OPERATING, STORAGE TEMP	-25 TO +85	$^\circ\text{C}$
LEAD SOLDERING TEMP	+260	$^\circ\text{C}$
2.0mm FROM BODY		3 SEC. MAX

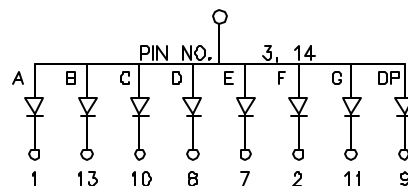
* $t < 10\mu\text{s}$

NOTES:

- UNITS: mm (INCHES). TOLERANCE: 0.25 (0.01"), UNLESS OTHERWISE SPECIFIED.
- I_v TESTED CONDITION $I_f=10\text{mA}$ AND THE LISTED I_v IS THE AVERAGE INTENSITY FOR EVERY SEGMENT LISTED.



(COMMON ANODE)


LUMEX
OPTO COMPONENTS INC.

 290 E. HELLEN ROAD
PALATINE, ILLINOIS 60067
(847) 359-2790

CONFIDENTIAL INFORMATION
THE INFORMATION CONTAINED IN THIS DOCUMENT IS THE PROPERTY OF LUMEX OPTO/COMPONENTS, INC. EXCEPT AS SPECIFICALLY AUTHORIZED IN WRITING BY LUMEX OPTO/COMPONENTS, INC. THE HOLDER OF THIS DOCUMENT SHALL KEEP ALL INFORMATION CONTAINED HEREIN CONFIDENTIAL AND SHALL PROTECT SAME IN WHOLE OR IN PART FROM DISCLOSURE AND DISSEMINATION TO ALL THIRD PARTIES.

DATE: 6-5-96

DWN:

CHK'D:

APPD:

SCALE: N/A

.40" YELLOW, SEVEN SEGMENT DISPLAY,
COMMON ANODE

PAGE 1 OF 1

DRAWING NUMBER
LDS-A403RI

REV