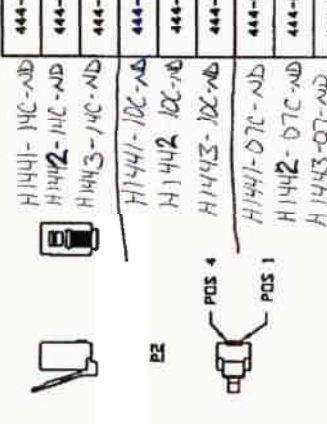


THESE DRAWINGS AND SPECIFICATIONS ARE THE SOLE PROPERTY OF I/O INTERCONNECT INC. U.S.A. AND SHALL NOT BE REPRODUCED, COPIED, OR USED IN ANY MANNER WITHOUT THE WRITTEN PERMISSION OF I/O INTERCONNECT INC. OR ITS APPLICABLE SUBSIDIARIES.



CUSTOMER APPROVAL
ENGR. SIGN *Matt Lammie*
DATE: 4-13-99

NOTES: UNLESS OTHERWISE SPECIFIED.

1. TEST CABLE FOR ALL OPENS & SHORTS.
2. PACKAGE CABLE ASSEMBLY INDIVIDUALLY IN PLASTIC BAG. PACKAGE INDIVIDUAL BAG PER LOT NUMBER QUANTITIES.

MODULAR COIL CABLE, 26 AVG (7/34) BARE COPPER, 4 CONDUCTOR, UNSHIELDED, PVC JACKET, (SEE TABULATION BLOCK FOR COLOR).

CONNECTOR, MODULAR PLUG, 4 POSITION, 4 CONDUCTOR, 50.4" AWG, FLAT TYPE EXIT.

DESCRIPTION

CABLE ASSEMBLY PARTS LIST

DWG. NO.	REV.	DESCRIPTION	DATE	APPROVED
444-513-D	X1	CUSTOMER APPROVAL	02/26/99	E.V.
	X2	ADD RETRACTED LENGTH	03/29/99	E.V.

WIRE DIAGRAM

PL	DESCRIPTION	QTY
1	BLACK	4
2	RED	3
3	GREEN	2
4	YELLOW	1

444-144-515-D	121-410-022	14.0 FT (4.3 M)	34.0 IN (863.6 MM)	WHITE
444-144-514-D	121-410-012	14.0 FT (4.3 M)	34.0 IN (863.6 MM)	BLACK
444-144-513-D	121-410-002	14.0 FT (4.3 M)	34.0 IN (863.6 MM)	SILVER SATIN
444-104-512-D	121-410-021	10.0 FT (3.0 M)	20.0 IN (508.0 MM)	WHITE
444-104-511-D	121-410-011	10.0 FT (3.0 M)	20.0 IN (508.0 MM)	BLACK
444-104-510-D	121-410-001	10.0 FT (3.0 M)	20.0 IN (508.0 MM)	SILVER SATIN
444-074-515-D	121-410-020	7.0 FT (2.1 M)	18.0 IN (457.2 MM)	WHITE
444-074-514-D	121-410-010	7.0 FT (2.1 M)	18.0 IN (457.2 MM)	BLACK
444-074-513-D	121-410-000	7.0 FT (2.1 M)	18.0 IN (457.2 MM)	SILVER SATIN
444-054-512-D	121-410-023	5.0 FT (1.5 M)	12.0 IN (304.8 MM)	WHITE
444-054-511-D	121-410-013	5.0 FT (1.5 M)	12.0 IN (304.8 MM)	BLACK
444-054-510-D	121-410-003	5.0 FT (1.5 M)	12.0 IN (304.8 MM)	SILVER SATIN

TABULATION BLOCK



THIRD ANGLE PROJECTION



UNLESS OTHERWISE NOTED, DIMENSIONS ARE IN INCHES (MILLIMETERS). TOLERANCES: XXX ± .025 (6.35)

I/O INTERCONNECT
 SANTA ANA, CALIFORNIA

REV.	DATE	DESCRIPTION
1	02/26/99	STANDARD STYLE CABLE ASSEMBLY
2	03/29/99	ADD RETRACTED LENGTH

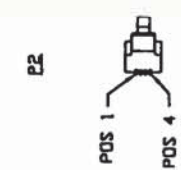
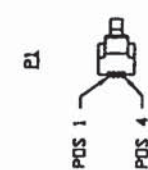
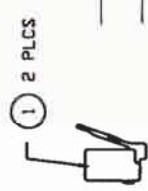
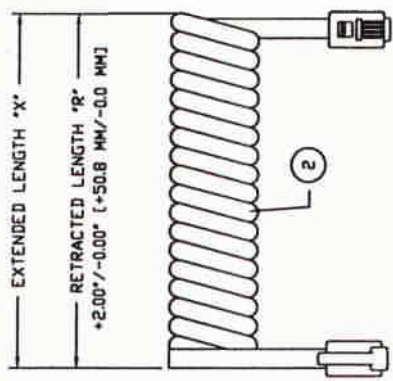

REV.	DATE	DESCRIPTION
1	02/26/99	STANDARD STYLE CABLE ASSEMBLY
2	03/29/99	ADD RETRACTED LENGTH

SCALE: NONE SHEET 1 OF 1

A B C D E F G H

THESE DRAWINGS AND SPECIFICATIONS ARE THE SOLE PROPERTY OF I/O INTERCONNECT INC., U.S.A. AND SHALL NOT BE REPRODUCED, COPIED, OR USED IN ANY MANNER WITHOUT THE PRIOR WRITTEN CONSENT OF I/O INTERCONNECT INC. OR ITS AFFILIATED SUBSIDIARIES.

DWG. NO.	ZONE REV.	DESCRIPTION	DATE
XX4-50X-D	X1	CUSTOMER APPROVAL	03/25/99
	X2	ADD RETRACTED LENGTH	03/29/99



444-144-505-D	121-410-022	14.0 FT (4.3 M)	34.0 IN (863.6 MM)	WHITE
444-144-504-D	121-410-012	14.0 FT (4.3 M)	34.0 IN (863.6 MM)	BLACK
444-144-503-D	121-410-002	14.0 FT (4.3 M)	34.0 IN (863.6 MM)	SILVER SATIN
444-104-502-D	121-410-021	10.0 FT (3.0 M)	30.0 IN (762.0 MM)	WHITE
444-104-501-D	121-410-011	10.0 FT (3.0 M)	30.0 IN (762.0 MM)	BLACK
444-104-500-D	121-410-001	10.0 FT (3.0 M)	30.0 IN (762.0 MM)	SILVER SATIN
444-074-505-D	121-410-020	7.0 FT (2.1 M)	21.0 IN (533.4 MM)	WHITE
444-074-504-D	121-410-010	7.0 FT (2.1 M)	21.0 IN (533.4 MM)	BLACK
444-074-503-D	121-410-000	7.0 FT (2.1 M)	21.0 IN (533.4 MM)	SILVER SATIN
444-054-502-D	121-410-023	5.0 FT (1.5 M)	17.0 IN (431.8 MM)	WHITE
444-054-501-D	121-410-013	5.0 FT (1.5 M)	17.0 IN (431.8 MM)	BLACK
444-054-500-D	121-410-003	5.0 FT (1.5 M)	17.0 IN (431.8 MM)	SILVER SATIN
IDI PART NUMBER	IDI CABLE PART NUMBER	EXTENDED LENGTH *X*	RETRACTED LENGTH *R*	COLOR

CUSTOMER APPROVAL
ENGR. SIGN *Mathy Arreaga* H2442-05C
DATE: 4-13-99 H2443-05C

- NOTES: UNLESS OTHERWISE SPECIFIED.
- TEST CABLE FOR ALL OPENS & SHORTS.
 - PACKAGE CABLE ASSEMBLY INDIVIDUALLY IN PLASTIC BAG. PACKAGE INDIVIDUAL BAG PER LOT NUMBER QUANTITIES.

2	*X* FT	IDI	SEE *TABULATION BLOCK*
1	2 PCS	IDI	325-441-50X
ITEM	QTY	MFG.	IDI PART NO.

CABLE ASSEMBLY PARTS LIST

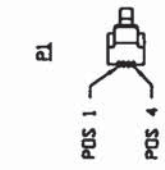
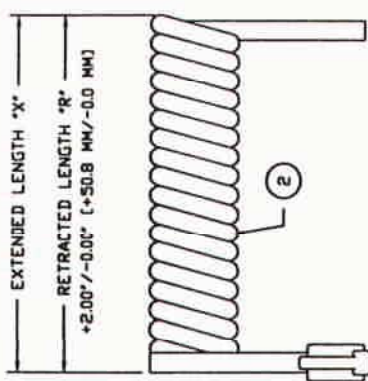
THIRD ANGLE PROJECTION	
UNLESS OTHERWISE NOTED: 1) DIMENSIONS ARE IN INCHES (MILLIMETER) 2) TOLERANCES: XXX ± 0.25 (6.35)	

TABULATION BLOCK	
IN. IN	MM
DRY IN	DRY IN
NO.	NO.
FORMED	FORMED
DATE/PLD	DATE/PLD
REV.	REV.
BY	BY
SCALE	NONE
SHEET	1 OF 1

I/O INTERCONNECT
 SANTA ANA, CALIFORNIA

TITLE: 4P4C/4P4C COIL CABLE.
 REVERSE STYLE, CABLE ASSEMBLY

PART NO: 444-XX4-50X-D
 DWG NO: 444-XX4-50X-D
 CUSTOMER: DIGI KEY



444-144-525-D	121-410-022	14.0 FT (4.3 M)	34.0 IN (8636 MM)	WHITE
H3441-14C-ND				
444-144-524-D	121-410-012	14.0 FT (4.3 M)	34.0 IN (8636 MM)	BLACK
H3442-14C-ND				
444-144-523-D	121-410-002	14.0 FT (4.3 M)	34.0 IN (8636 MM)	SILVER SATIN
H3443-14C-ND				
444-104-522-D	121-410-021	10.0 FT (3.0 M)	30.0 IN (7620 MM)	WHITE
H3441-10C-ND				
444-104-521-D	121-410-011	10.0 FT (3.0 M)	30.0 IN (7620 MM)	BLACK
H3442-10C-ND				
444-104-520-D	121-410-001	10.0 FT (3.0 M)	30.0 IN (7620 MM)	SILVER SATIN
H3443-10C-ND				
444-074-525-D	121-410-020	7.0 FT (2.1 M)	21.0 IN (5334 MM)	WHITE
H3441-07C-ND				
444-074-524-D	121-410-010	7.0 FT (2.1 M)	21.0 IN (5334 MM)	BLACK
H3442-07C-ND				
444-074-523-D	121-410-000	7.0 FT (2.1 M)	21.0 IN (5334 MM)	SILVER SATIN
H3443-07C				
444-054-522-D	121-410-023	5.0 FT (1.5 M)	17.0 IN (431.8 MM)	WHITE
H3441-05C-ND				
444-054-521-D	121-410-013	5.0 FT (1.5 M)	17.0 IN (431.8 MM)	BLACK
H3442-05C-ND				
444-054-520-D	121-410-003	5.0 FT (1.5 M)	17.0 IN (431.8 MM)	SILVER SATIN
H3443-05C-ND				

CUSTOMER APPROVAL

ENGR. SIGN *Matt Lerner*

DATE: 4-13-99

- NOTES: UNLESS OTHERWISE SPECIFIED.
- TEST CABLE FOR ALL OPENS & SHORTS.
 - PACKAGE CABLE ASSEMBLY INDIVIDUALLY IN PLASTIC BAG. PACKAGE INDIVIDUAL BAG PER LOT NUMBER QUANTITIES.

TABULATION BLOCK

THIRD ANGLE PROJECTION	UNLESS OTHERWISE NOTED: 1) DIMENSIONS ARE IN INCHES (MILLIMETER) 2) TOLERANCES: XXX ± 0.25 (6.35)
SEE "TABULATION BLOCK"	MODULAR COIL CABLE, 26 AWG (7/34) BARE COPPER, 4 CONDUCTOR, UNSHIELDED, PVC JACKET, (SEE TABULATION BLOCK FOR COLOR).
1 PC	CONNECTOR, MODULAR PLUG, 4 POSITION, 4 CONDUCTOR, 50u" Au, FLAT TYPE EXIT.
QTY	DESCRIPTION

ITEM	QTY	PC	IDI	MFG.	IDI PART NO.	DESCRIPTION
2	1	1	1			MODULAR COIL CABLE, 26 AWG (7/34) BARE COPPER, 4 CONDUCTOR, UNSHIELDED, PVC JACKET, (SEE TABULATION BLOCK FOR COLOR).
1	1	1	1			CONNECTOR, MODULAR PLUG, 4 POSITION, 4 CONDUCTOR, 50u" Au, FLAT TYPE EXIT.

CABLE ASSEMBLY PARTS LIST

I/O INTERCONNECT
SANTA ANA, CALIFORNIA

TITLE: 4PAC COIL CABLE TO OPEN END, CABLE ASSEMBLY

PART NO: 444-XX4-52X-D

DWG NO: 444-XX4-52X-D

CUSTOMER: DIGI KEY

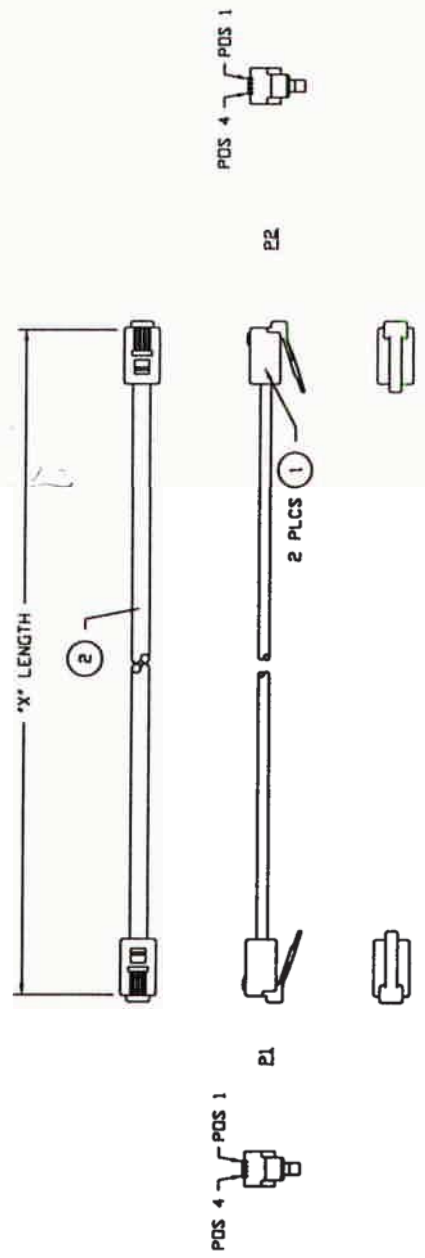
SCALE: NONE

SHEET 1 OF 1

A B C D E F G H

THESE DRAWINGS AND SPECIFICATIONS ARE THE SOLE PROPERTY OF I/O INTERCONNECT INC. U.S.A. AND SHALL NOT BE REPRODUCED, COPIED, OR USED IN ANY MANNER WITHOUT THE PRIOR WRITTEN CONSENT OF I/O INTERCONNECT INC. OR ITS AFFILIATED SUBSIDIARIES.

DWG. NO.	ZONE	REV.	DESCRIPTION	DATE	APPROVED
XX4-512-D		X1	CUSTOMER APPROVAL	03/24/99	E.V.



CUSTOMER APPROVAL
ENGR. SIGN: *Math Larmer*
DATE: 4-12-99

- NOTES: UNLESS OTHERWISE SPECIFIED.
- CABLE TO BE BUNDLED AND TWIST TIED.
 - TEST CABLE FOR ALL OPENS & SHORTS.
 - PACKAGE CABLE ASSEMBLY INDIVIDUALLY IN PLASTIC BAG. PACKAGE INDIVIDUAL BAG PER LOT NUMBER QUANTITIES.

444-254-512-D	25.0 FT ± 4.0 IN 762 M ± 101.6 MM
444-144-512-D	14.0 FT ± 3.0 IN 427 M ± 76.2 MM
444-074-512-D	7.0 FT ± 2.0 IN 213 M ± 50.8 MM
PART NUMBER LENGTH 'X'	
I/O INTERCONNECT	

I/O INTERCONNECT
 SANTA ANA, CALIFORNIA

THIRD ANGLE PROJECTION

UNLESS OTHERWISE NOTED DIMENSIONS ARE IN INCHES (MILLIMETER)

TOLERANCES:
 XXX ± 0.25 (6.35)

IN CHARGE	DESIGN	REVISION
PART NO.	444-XX4-512-D	
DRAWING NO.	444-XX4-512-D	
CUSTOMER	DIGI KEY	
SCALE	NONE	
SHEET	1	OF 1

ITEM	QTY	MFG.	IOI PART NO.	DESCRIPTION
2	"X"	IOI	120-410-020	MODULAR CABLE, 26 AVG (7/34) BARE COPPER, 4 CONDUCTOR, UNSHIELDED, WHITE PVC.
1	2 PCS	IOI	325-441-50X	CONNECTOR, MODULAR PLUG, 4 POSITION, 4 CONDUCTOR, 50U' AU, FLAT TYPE EXIT.

CABLE ASSEMBLY PARTS LIST

A B C D E F G H

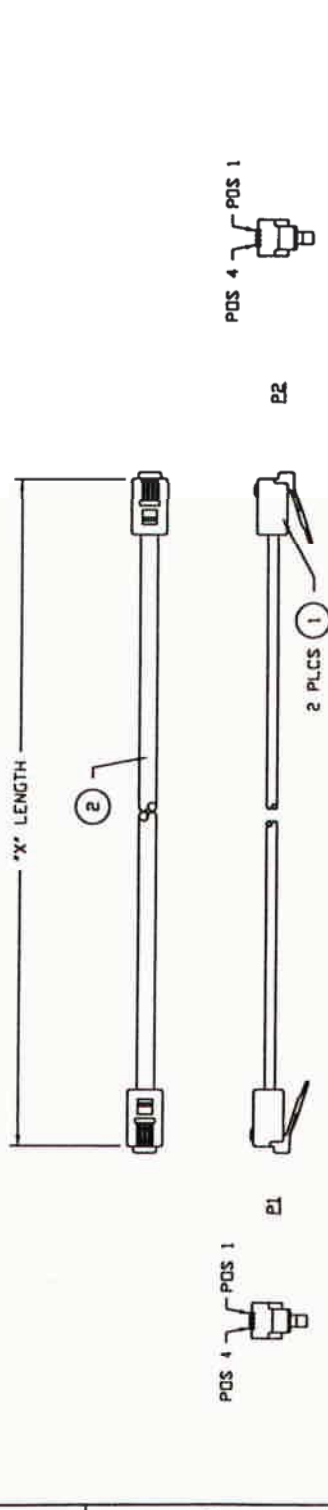
REV.	DESCRIPTION	DATE	APPROVED
X1	CUSTOMER APPROVAL	03/24/99	E.V.

REV.	ZDNE	DWG. NO.
X1		XX4-511-D

THESE DRAWINGS AND SPECIFICATIONS ARE THE SOLE PROPERTY OF I/O INTERCONNECT INC., U.S.A. AND SHALL NOT BE REPRODUCED, COPIED, OR LOANED IN ANY MANNER WITHOUT THE PRIOR WRITTEN CONSENT OF I/O INTERCONNECT INC. OR ITS AFFILIATED SUBSIDIARIES.

WIRE DIAGRAM

P1	1	BLACK	P2
	2	RED	4
	3	GREEN	3
	4	YELLOW	2
			1



CUSTOMER APPROVAL
ENGR. SIGN *Flatt Janice*
DATE: 4-12-99

- NOTES: UNLESS OTHERWISE SPECIFIED.
- CABLE TO BE BUNDLED AND TWIST TIED.
 - TEST CABLE FOR ALL OPENS & SHORTS.
 - PACKAGE CABLE ASSEMBLY INDIVIDUALLY IN PLASTIC BAG. PACKAGE INDIVIDUAL BAG PER LOT NUMBER QUANTITIES.

H1442-14-ND
H1442-14-ND
H1442-07-ND

444-254-511-D	25.0 FT ± 4.0 IN 7.62 M ± 101.5 MM
444-144-511-D	14.0 FT ± 3.0 IN 4.27 M ± 76.2 MM
444-074-511-D	7.0 FT ± 2.0 IN 2.13 M ± 50.8 MM
PART NUMBER	LENGTH "X"
I/O INTERCONNECT	

I/O INTERCONNECT
SANTA ANA, CALIFORNIA

THIRD ANGLE PROJECTION

UNLESS OTHERWISE NOTED:
1) DIMENSIONS ARE IN INCHES (MILLIMETER)
2) TOLERANCES (X.XX ± 0.25 (6.35))

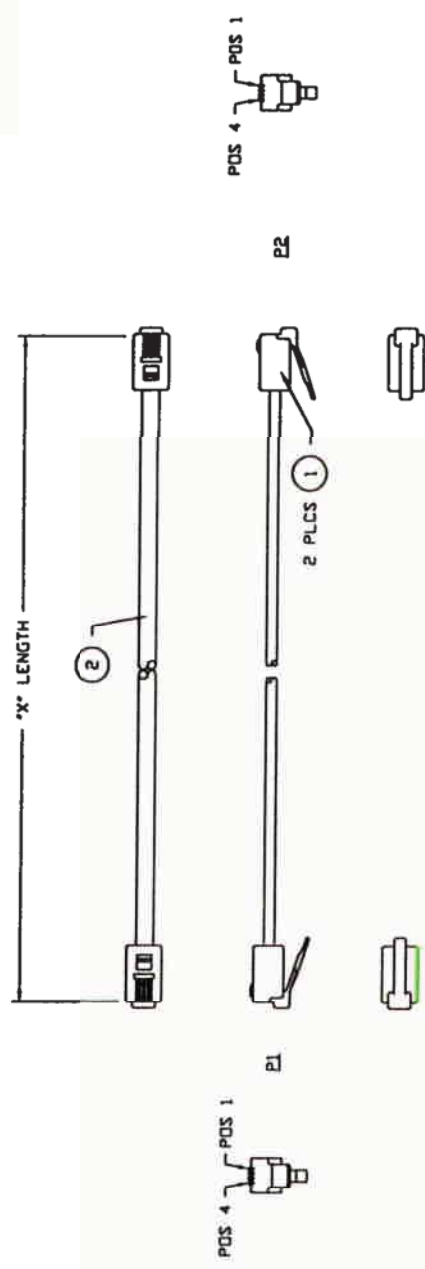
SCALE: NONE SHEET 1 OF 1

2	"X"	IDI	120-410-010	MODULAR CABLE, 26 AVG (7/34) BARE COPPER, 4 CONDUCTOR, UNSHIELDED, BLACK PVC.
1	2 PCS	IDI	325-441-50X	CONNECTOR, MODULAR PLUG, 4 POSITION, 4 CONDUCTOR, 50U' AU, FLAT TYPE EXIT.
ITEM	QTY	MFG.	IDI PART NO.	DESCRIPTION

CABLE ASSEMBLY PARTS LIST

A	B	C	D	E	F	G	H
DVG. NO. XX4-510-D		ZONE	REV. X1	DESCRIPTION	CUSTOMER APPROVAL	DATE	APPROVED E.V.

THESE DRAWINGS AND SPECIFICATIONS ARE THE SOLE PROPERTY OF I/O INTERCONNECT INC., U.S.A. AND SHALL NOT BE REPRODUCED, COPIED, OR USED IN ANY MANNER WITHOUT THE PRIOR WRITTEN CONSENT OF I/O INTERCONNECT INC. OR ITS AFFILIATED SUBSIDIARIES.



WIRE DIAGRAM

P1	1	BLACK	P2	4
	2	RED		3
	3	GREEN		2
	4	YELLOW		1

CUSTOMER APPROVAL
ENGR. SIGN *Matt Ferris*
DATE: 4-12-99

- NOTES: UNLESS OTHERWISE SPECIFIED.
1. CABLE TO BE BUNDLED AND TWIST TIED.
 2. TEST CABLE FOR ALL OPENS & SHORTS.
 3. PACKAGE CABLE ASSEMBLY INDIVIDUALLY IN PLASTIC BAG. PACKAGE INDIVIDUAL BAG PER LOT NUMBER QUANTITIES.

444-254-510-D	25.0 FT ± 4.0 IN 7.62 M ± 101.6 MM
444-144-510-D	14.0 FT ± 3.0 IN 4.27 M ± 76.2 MM
444-074-510-D	7.0 FT ± 2.0 IN 2.13 M ± 50.8 MM
PART NUMBER	LENGTH *X*

I/O INTERCONNECT
 SANTA ANA, CALIFORNIA

THIRD ANGLE PROJECTION

UNLESS OTHERWISE NOTED:
 1) DIMENSIONS ARE IN INCHES (MILLIMETER)
 2) TOLERANCES:
 XXX ± 0.25 (6-35)

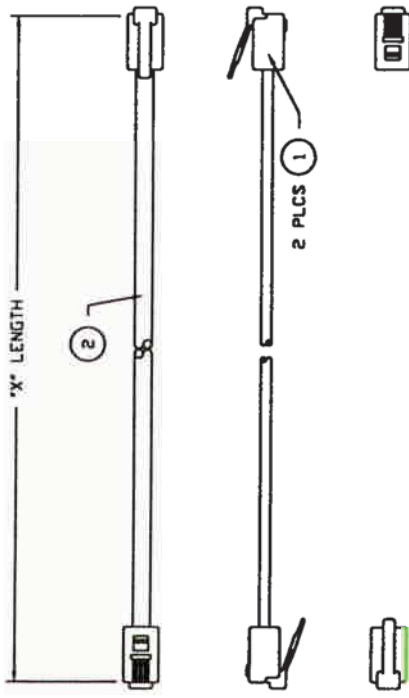
ITEM	QTY	MFG.	IOI PART NO.	DESCRIPTION
2	*X*	IOI	120-410-000	MODULAR CABLE, 26 AVG (7/34) BARE COPPER, 4 CONDUCTOR, UNSHIELDED, SILVER SATIN PVC.
1	2 PCS	IOI	325-441-50X	CONNECTOR, MODULAR PLUG, 4 POSITION, 4 CONDUCTOR, 50u" AU, FLAT TYPE EXIT.

CABLE ASSEMBLY PARTS LIST

SCALE:	NONE	SHEET	1	OF	1
--------	------	-------	---	----	---

THESE DRAWINGS AND SPECIFICATIONS ARE THE SOLE PROPERTY OF I/O INTERCONNECT INC. NO PARTS MAY BE REPRODUCED OR COPIED IN ANY MANNER WITHOUT THE WRITTEN CONSENT OF I/O INTERCONNECT INC. OR ITS AFFILIATED SUBSIDIARIES.

DWG. NO.	ZONE	REV.	DESCRIPTION	DATE	APPROVED
XX4-501-D		XI	CUSTOMER APPROVAL	03/24/99	E.V.



WIRE DIAGRAM

P1	1	BLACK	P2
	2	RED	1
	3	GREEN	2
	4	YELLOW	3
			4

CUSTOMER APPROVAL
ENGR. SIGN *Matt James*
DATE: 4-12-99

- NOTES: UNLESS OTHERWISE SPECIFIED.
1. CABLE TO BE BUNDLED AND TWIST TIED.
 2. TEST CABLE FOR ALL OPENS & SHORTS.
 3. PACKAGE CABLE ASSEMBLY INDIVIDUALLY IN PLASTIC BAG. PACKAGE INDIVIDUAL BAG PER LOT NUMBER QUANTITIES.

444-254-501-D	250 FT ± 4.0 IN 7.62 M ± 101.6 MM
444-144-501-D	14.0 FT ± 3.0 IN 4.27 M ± 76.2 MM
444-074-501-D	7.0 FT ± 2.0 IN 2.13 M ± 50.8 MM
PART NUMBER	LENGTH "X"
I/O INTERCONNECT	

I/O INTERCONNECT
 SANTA ANA, CALIFORNIA

TITLE: 4P4C MODULAR, REVERT STYLE, BLACK, CABLE ASSEMBLY

UNLESS OTHERWISE NOTED: DIMENSIONS ARE IN INCHES (MILLIMETER) TOLERANCES: .XXX ± 0.25 (6.35)

THIRD ANGLE PROJECTION

REV.	DATE	BY	CHKD.
XI			


SCALE: NONE

PAGE: 1 OF 1

ITEM	QTY	MFG.	IDT PART NDL	DESCRIPTION
2	"X"	IOI	120-410-010	MODULAR CABLE, 26 AVG (7/34) BARE COPPER, 4 CONDUCTOR, UNSHIELDED, BLACK PVC.
1	2 PCS	IOI	325-441-50X	CONNECTOR, MODULAR PLUG, 4 POSITION, 4 CONDUCTOR, 50u" Au, FLAT TYPE EXIT.

CABLE ASSEMBLY PARTS LIST

A	B	C	D	E	F	G	H
THESE DRAWINGS AND SPECIFICATIONS ARE THE SOLE PROPERTY OF I/O INTERCONNECT INC., U.S.A. AND SHALL NOT BE REPRODUCED, COPIED, OR USED IN ANY MANNER WITHOUT THE PRIOR WRITTEN CONSENT OF I/O INTERCONNECT INC. OR ITS AFFILIATED SUBSIDIARIES.		DWG. NO. XX4-522-D	ZONE X1	REV. X1	DESCRIPTION CUSTOMER APPROVAL	DATE 03/24/99	APPROVED E.V.



CUSTOMER APPROVAL
 ENGR. SIGN *Y. Math...*
 DATE: 4-12-99

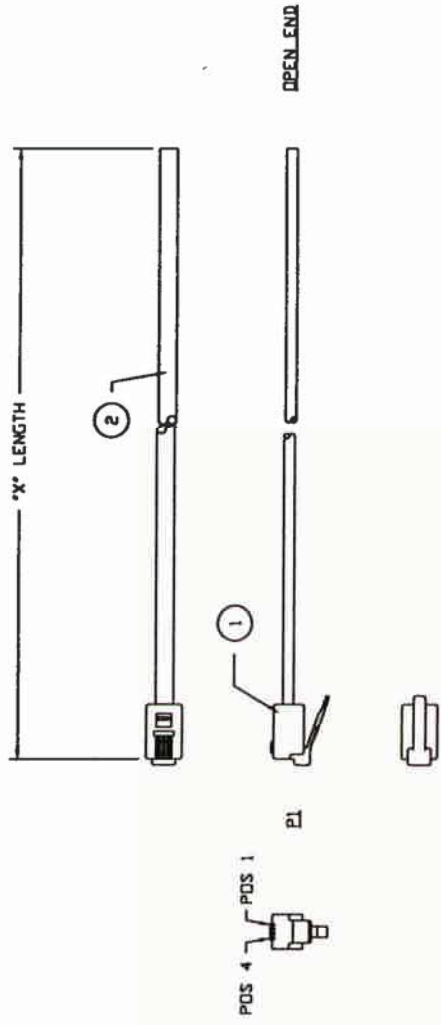
444-254-522-D	25.0 FT ± 4.0 IN 762 M ± 101.6 MM
444-144-522-D	14.0 FT ± 3.0 IN 427 M ± 76.2 MM
444-074-522-D	7.0 FT ± 2.0 IN 213 M ± 50.8 MM
PART NUMBER I/O INTERCONNECT	LENGTH *X*

I/O INTERCONNECT SANTA ANA, CALIFORNIA	
UNLESS OTHERWISE NOTED 1) DIMENSIONS ARE IN INCHES (MILLIMETER) 2) TOLERANCES: X.XX ± 0.25 (6.35)	4P4C MODULAR TO OPEN END, WHITE, CABLE ASSEMBLY
PART NO.	444-254-522-D
DWG NO.	444-XX4-522-D
CUSTOMER	DIGI KEY
REV.	X1
SCALE	NONE
SHEET	1 OF 1

- NOTES: UNLESS OTHERWISE SPECIFIED.
- CABLE TO BE BUNDLED AND TWIST TIED.
 - TEST CABLE FOR ALL OPENS & SHORTS.
 - PACKAGE CABLE ASSEMBLY INDIVIDUALLY IN PLASTIC BAG. PACKAGE INDIVIDUAL BAG PER LOT NUMBER QUANTITIES.

2	*X*	120-410-020	MODULAR CABLE, 26 AVG (7/34) BARE COPPER, 4 CONDUCTOR, UNSHIELDED, WHITE PVC.
1	1 PC	325-441-50X	CONNECTOR, MODULAR PLUG, 4 POSITION, 4 CONDUCTOR, 50µ" AU, FLAT TYPE EXIT.
ITEM	QTY	MFG.	DESCRIPTION
		IOI PART NO.	
CABLE ASSEMBLY PARTS LIST			

A	B	C	D	E	F	G	H
THESE DRAWINGS AND SPECIFICATIONS ARE THE SOLE PROPERTY OF I/O INTERCONNECT INC., U.S.A. AND SHALL NOT BE REPRODUCED, COPIED, OR USED IN ANY MANNER WITHOUT THE PRIOR WRITTEN CONSENT OF I/O INTERCONNECT INC. OR ITS AFFILIATED SUBSIDIARIES.		DWG. NO. XX4-S21-D	ZONE	REV. X1	DESCRIPTION CUSTOMER APPROVAL	DATE 03/24/99	APPROVED E.V.



CUSTOMER APPROVAL
 ENGR. SIGN Matt Janner
 DATE: 4-12-99

- NOTES: UNLESS OTHERWISE SPECIFIED.
1. CABLE TO BE BUNDLED AND TWIST TIED.
 2. TEST CABLE FOR ALL OPENS & SHORTS.
 3. PACKAGE CABLE ASSEMBLY INDIVIDUALLY IN PLASTIC BAG. PACKAGE INDIVIDUAL BAG PER LOT NUMBER QUANTITIES.

H3442-25-ND
 H3442-14-ND
 H3442-07-ND

444-294-S21-D	25.0 FT ± 4.0 IN 7.62 M ± 101.6 MM
444-144-S21-D	14.0 FT ± 3.0 IN 4.27 M ± 76.2 MM
444-074-S21-D	7.0 FT ± 2.0 IN 2.13 M ± 50.8 MM
PART NUMBER	LENGTH "X"

I/O INTERCONNECT
 SANTA ANA, CALIFORNIA

THIRD ANGLE PROJECTION

UNLESS OTHERWISE NOTED:
 1) DIMENSIONS ARE IN INCHES (MILLIMETER)
 2) TOLERANCES:
 X.XX ± 0.25 (6.35)

REV. NO.	DATE	BY	CHKD.
X1	03/24/99	E.V.	

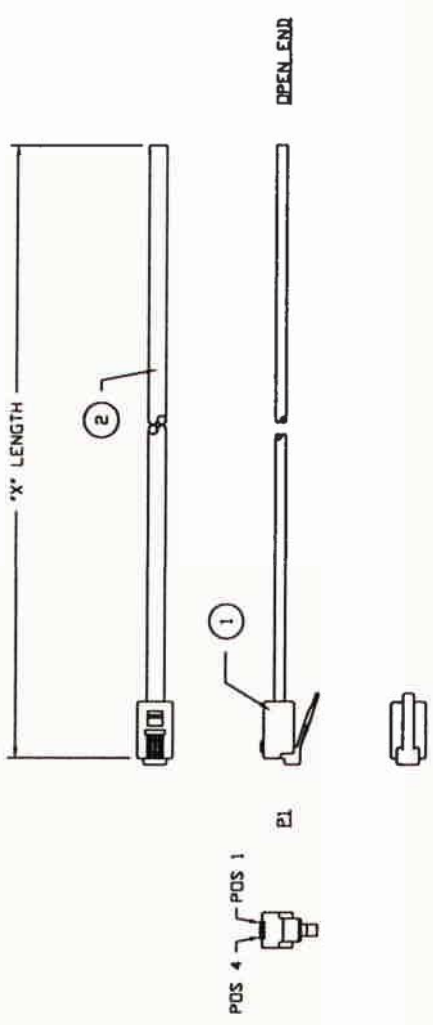
ITEM	QTY	MFG.	IOI PART NO.	DESCRIPTION
2	"X"	IOI	120-410-010	MODULAR CABLE, 26 AWG (7/34) BARE COPPER, 4 CONDUCTOR, UNSHIELDED, BLACK PVC.
1	1 PC	IOI	325-441-50X	CONNECTOR, MODULAR PLUG, 4 POSITION, 4 CONDUCTOR, 50u" Au, FLAT TYPE EXIT.

CABLE ASSEMBLY PARTS LIST

SCALE:	NONE	SHEET	1 OF 1
--------	------	-------	--------

A	B	C	D	E	F	G	H
DVG. NO. XX4-520-D		ZONE	REV. XI	DESCRIPTION	CUSTOMER APPROVAL	DATE	APPROVED
XX4-520-D						03/24/99	E.V.

THESE DRAWINGS AND SPECIFICATIONS ARE THE SOLE PROPERTY OF I/O INTERCONNECT INC. ANY REPRODUCTION OR USE IN ANY MANNER WITHOUT THE WRITTEN CONSENT OF I/O INTERCONNECT INC OR ITS AFFILIATED SUBSIDIARIES.



CUSTOMER APPROVAL
 ENGR. SIGN Math James
 DATE: 4-17-99

- NOTES: UNLESS OTHERWISE SPECIFIED.
- CABLE TO BE BUNDLED AND TWIST TIED.
 - TEST CABLE FOR ALL OPENS & SHORTS.
 - PACKAGE CABLE ASSEMBLY INDIVIDUALLY IN PLASTIC BAG. PACKAGE INDIVIDUAL BAG PER LOT NUMBER QUANTITIES.

H3443-25-ND
 H3443-14-ND
 H3443-07-ND

444-254-520-D	25.0 FT ± 4.0 IN 7.62 M ± 101.6 MM
444-144-520-D	14.0 FT ± 3.0 IN 4.27 M ± 76.2 MM
444-074-520-D	7.0 FT ± 2.0 IN 2.13 M ± 50.8 MM

PART NUMBER
 I/O INTERCONNECT
 LENGTH 'X'



THIRD ANGLE PROJECTION



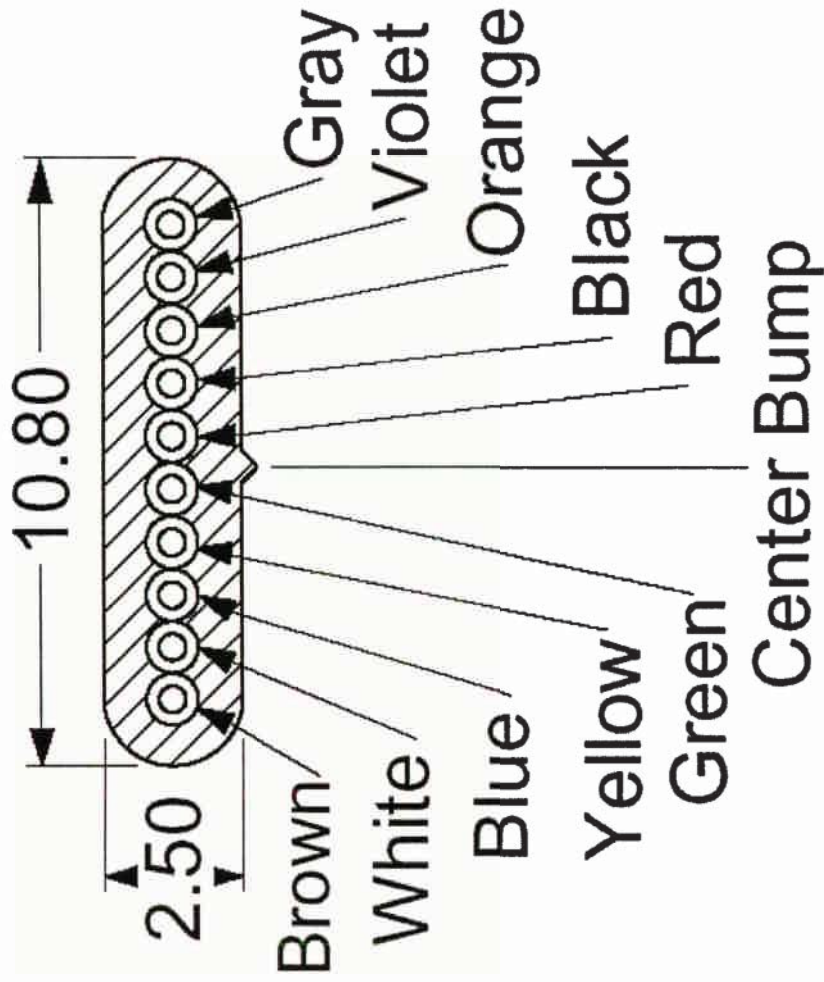
UNLESS OTHERWISE NOTED:
 1) DIMENSIONS ARE IN INCHES (MILLIMETER)
 2) TOLERANCES:
 X.XX ± 0.25 (6.35)

TITLE	4P4C MODULAR TO OPEN END
DESIGN	SILVER SATIN, CABLE ASSEMBLY
PART NO.	444-XX4-520-D
DWG NO.	444-XX4-520-D
CUSTOMER	DIGI KEY
SCALE	NONE
SHEET	1 OF 1

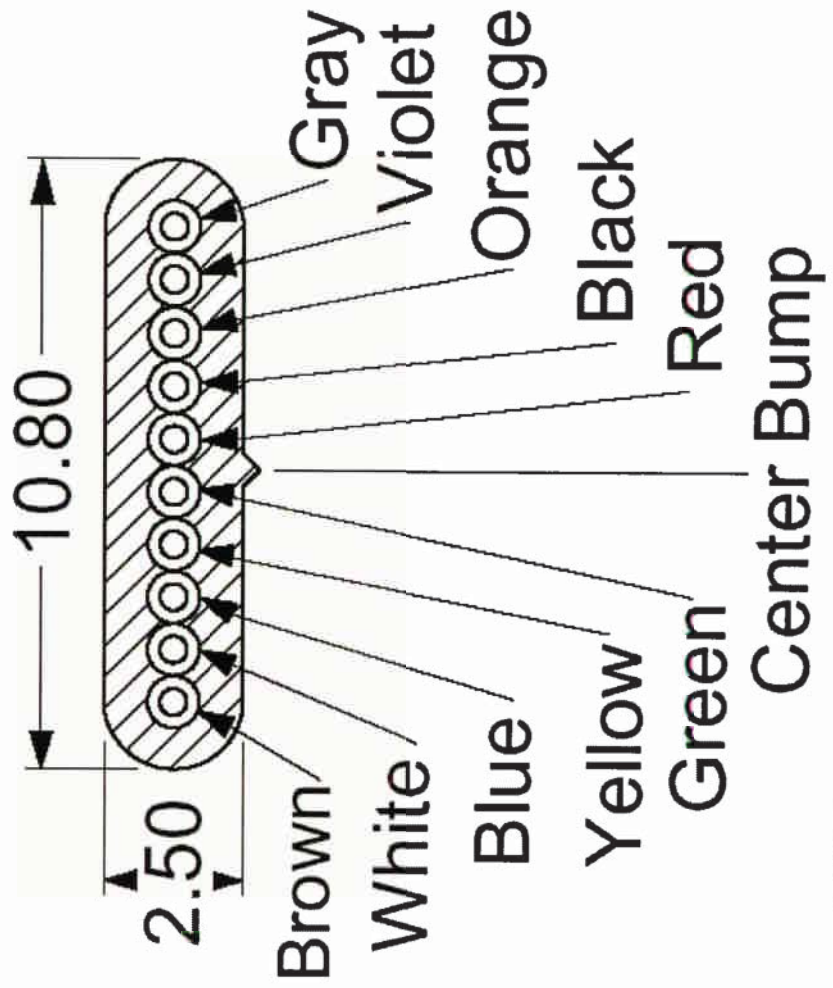
ITEM	QTY	MFG.	IDI PART NO.	DESCRIPTION
2	1	IDI	120-410-000	MODULAR CABLE, 26 AWG (7/34) BARE COPPER, 4 CONDUCTOR, UNSHIELDED, SILVER SATIN PVC.
1	1	IDI	325-441-50X	CONNECTOR, MODULAR PLUG, 4 POSITION, 4 CONDUCTOR, 50L' AW, FLAT TYPE EXIT.

CABLE ASSEMBLY PARTS LIST

View Ridge Up 10-Conductor Cable

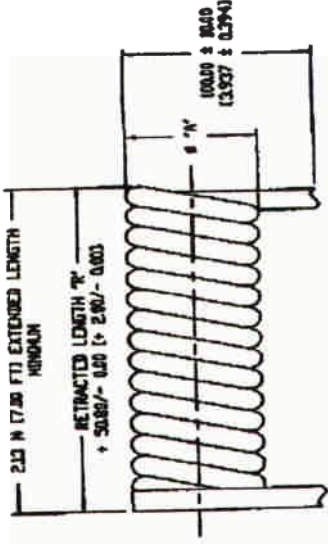


View Ridge Up 10-Conductor Cable



DATE	REV.	DESCRIPTION	DATE	APPROVED
11/1/98	E	ECN 84.25	09/15/98	R.Z.

NOTE: DIMENSIONS AND SPECIFICATIONS ARE THE SOLE PROPERTY OF I/O INTERCONNECT INC. ALL RIGHTS RESERVED. NO PART OF THIS DOCUMENT MAY BE REPRODUCED OR TRANSMITTED IN ANY FORM OR BY ANY MEANS WITHOUT THE WRITTEN CONSENT OF I/O INTERCONNECT INC. OR ITS AFFILIATED COMPANIES.



REEL SPECIFICATION

NOTES UNLESS OTHERWISE SPECIFIED.

- 1.0 MATERIAL AND SPECIFICATIONS
- 1.1 CONDUCTORS: 26 AWG (0.254 mm) STRANDED BARE COPPER
- 1.2 INSULATION: POLYPROPYLENE
- 1.3 COLOR: PER CALLOUT
- 1.4 PACKAGING: (SEE PAGE 2)
- 2.0 ELECTRICAL CHARACTERISTICS
- 2.1 TEMPERATURE & VOLTAGE RATING: 80°C 30 V
- 2.2 CONDUCTORS RESISTANCE: 160 OHM/KM MAX AT 20°C
- 2.3 INSULATION RESISTANCE: 100 MEGOHM/KM MIN AT 20°C
- 2.4 CAPACITANCE: 15 PF/FT (450)
- 2.5 DIELECTRIC TEST: AC-50KV PER 1 MINUTE
- 3.0 PACKAGING SPECIFICATION
- 3.1 USE CLEAR TAPE TO BUNDLE 25 CABLES TOGETHER AT THE END SECTION
- 3.2 PLACE PLASTIC BAG IN SHIPPING BOX AND LAY 10 BUNDLE OR 250 PIECES MAX PER SHIPPING BOX. CLOSE PLASTIC BAG AND SEAL BOX ALONG 3 SURFACES WITH TAPE.

4	533.40	(23.000)	L=13.00" X W=55.00" X H=9.00"
5	519.60	(24.000)	L=13.00" X W=55.00" X H=9.00"
6	712.80	(28.000)	L=13.00" X W=60.00" X H=9.00"
10	787.40	(31.000)	L=13.00" X W=60.00" X H=9.00"

CONDUCTORS	MILLIMETERS	INCHES	DIMENSION MAX.
NUMBER OF	RETRACTED LENGTH	"	OUTSIDE SHIPPING BOX

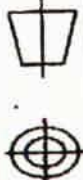
I/O INTERCONNECT
SANTA ANA, CALIFORNIA

NO. 26 AWG (0.254 mm) STRANDED BARE COPPER
7.50 FT EXTENDED, NON-UL, UNSHIELDED, MODULAR CABLE

UNIT NO. 10-210-010

CONT'D I/O INTERCONNECT

SHEET 2 OF 2



UNLESS OTHERWISE NOTED:
1) DIMENSIONS ARE IN MILLIMETERS (INCHES)
2) TOLERANCES:
XXX ± 0.25 (0.250)