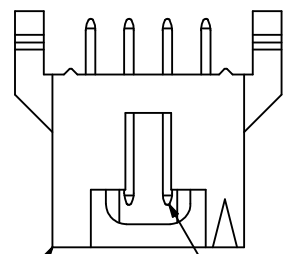
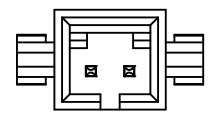
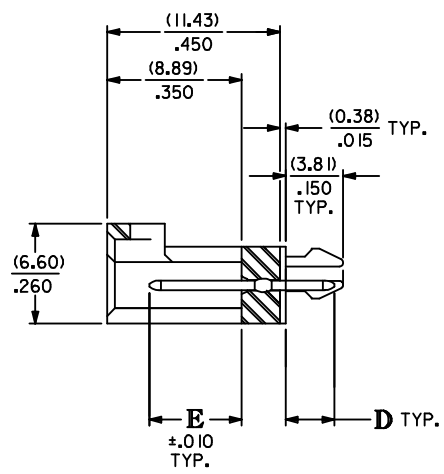
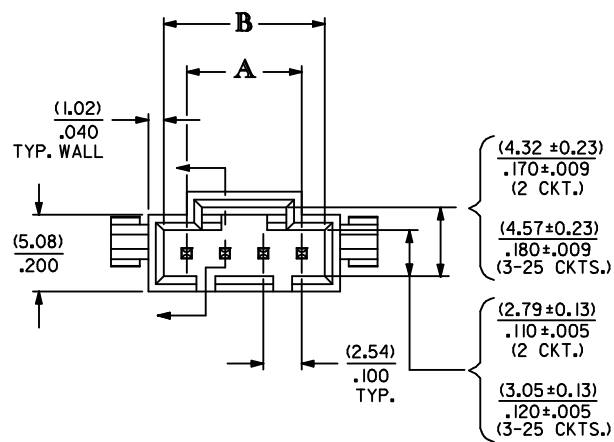
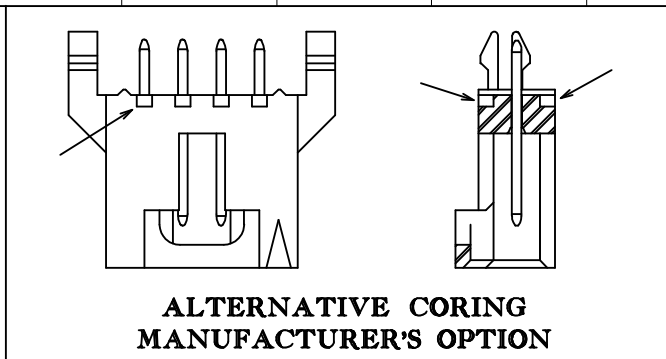


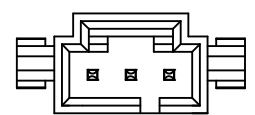
CKT. SIZE	DIM. "A"		DIM. "B"	
	MM	IN.	MM	IN.
2	2.54	.100	5.33	.210
3	5.08	.200	8.13	.320
4	7.62	.300	10.67	.420
5	10.16	.400	13.21	.520
6	12.70	.500	15.75	.620
7	15.24	.600	18.29	.720
8	17.78	.700	20.83	.820
9	20.32	.800	23.37	.920
10	22.86	.900	25.91	1.020



SL VERTICAL HEADER W/LATCH & SPLIT PEGS (0.64)/.025 SQUARE PIN



2 CIRCUIT

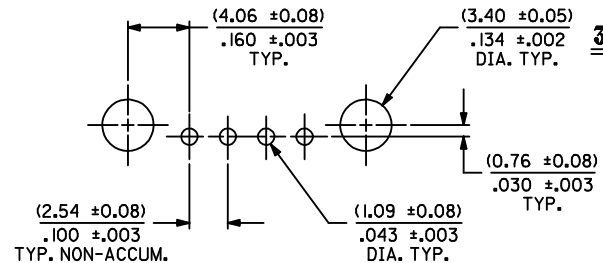


3 CIRCUIT

- NOTES:
 1. MATERIAL:
 HOUSING: GLASS FILLED POLYESTER; UL94V-0, COLOR: BLACK.
 PIN MATERIAL: PHOSPHOR BRONZE.
 2. HEADER TO BE USED WITH OPTION "G" 70400 AND 70430 SERIES SL CONNECTORS.
 3. REFER TO MOLEX PRODUCT SPECIFICATION PS-70541.
 4. STANDARD PACKAGING PER PK-70873-0014.

PLATING:

- TIN - .000150 MINIMUM TIN PLATE OVER .000050 MINIMUM NICKEL PLATE.
 15 GOLD - .000015 MINIMUM GOLD PLATE IN SELECT AREA, .000075 MINIMUM TIN PLATE IN SELECT AREA, OVER .000050 MINIMUM NICKEL PLATE OVERALL.
 30 GOLD - .000030 MINIMUM GOLD PLATE IN SELECT AREA, .000075 MINIMUM TIN PLATE IN SELECT AREA, OVER .000050 MINIMUM NICKEL PLATE OVERALL.



RECOMMENDED PC BOARD LAYOUT

(FOR USE WITH (1.57)/.062 THICK BOARD)

ADD DIM'S-LOC. F-9 EC NO: UCP2016-0427 DRWNS:VANG01 2015/07/29 CHKD:DMORGAN 2015/07/29 APPR:SMILLER 2016/02/19	QUALITY SYMBOLS ▽=0 ▽=0 ▽=0	GENERAL TOLERANCES (UNLESS SPECIFIED)		DIMENSION STYLE IN/MM		SCALE	DESIGN UNITS INCH	THIRD ANGLE PROJECTION	
		mm	INCH	DRAWN BY AAB	DATE 1987/09/22	TITLE	SALES ASSY, SL VERTICAL HEADER W/LATCH & SPLIT PEGS (2.54)/.100 CENTERS		
REV	DESCRIPTION	4 PLACES ± --- ± ---		CHECKED BY WAZ		DATE 1987/09/22		DOCUMENT NO. SDA-70541-****	
		3 PLACES ± --- ± .005		DATE 1987/09/22					
K		2 PLACES ± 0.13 ± .01		APPROVED BY SMILLER		DATE 2013/07/22		SHEET NO. 1 OF 2	
		1 PLACE ± 0.25 ± ---		MATERIAL NO.					
		0 PLACE ± --- ± ---		DRAFT WHERE APPLICABLE MUST REMAIN WITHIN DIMENSIONS		SEE TABLE			
		ANGULAR ±1/2°		SIZE C		THIS DRAWING CONTAINS INFORMATION THAT IS PROPRIETARY TO MOLEX INCORPORATED AND SHOULD NOT BE USED WITHOUT WRITTEN PERMISSION			

CIRCUIT SIZE	ASSEMBLY ITEM NUMBER 70541		D REF.	E ± .010	MATING AREA FINISH	PC TAIL AREA FINISH
2-10	-0001-0009		(3.30) .130	(6.10) .240	TIN	TIN
11-25	-0010-0024		(3.30) .130	(6.10) .240	TIN	TIN
2-10	-0036-0044		(3.30) .130	(6.10) .240	15 GOLD	TIN
11-25	-0045-0059		(3.30) .130	(6.10) .240	15 GOLD	TIN
2-10	-0071-0079		(3.30) .130	(6.10) .240	30 GOLD	TIN
11-25	-0080-0094		(3.30) .130	(6.10) .240	30 GOLD	TIN
2-10	-0176-0184		(3.30) .130	(6.10) .240	TIN	TIN

CIRCUIT SIZE	ASSEMBLY ITEM NUMBER	ASSEMBLY ITEM NUMBER	ASSEMBLY ITEM NUMBER	ASSEMBLY ITEM NUMBER	ASSEMBLY ITEM NUMBER	ASSEMBLY ITEM NUMBER
2	70541-0001	70541-0036	70541-0071			
3	70541-0002	70541-0037	70541-0072			
4	70541-0003	70541-0038	70541-0073			70541-0178
5	70541-0004	70541-0039	70541-0074			
6	70541-0005	70541-0040	70541-0075			
7	70541-0006	70541-0041	70541-0076			
8	70541-0007	70541-0042	70541-0077			
9	70541-0008	70541-0043	70541-0078			
10	70541-0009	70541-0044	70541-0079			
11	X 70541-0010	X 70541-0045	X 70541-0080			
12	X 70541-0011	X 70541-0046	X 70541-0081			
13	X 70541-0012	X 70541-0047	X 70541-0082			
14	X 70541-0013	X 70541-0048	X 70541-0083			
15	X 70541-0014	X 70541-0049	X 70541-0084			
16	X 70541-0015	X 70541-0050	X 70541-0085			
17	X 70541-0016	X 70541-0051	X 70541-0086			
18	X 70541-0017	X 70541-0052	X 70541-0087			
19	X 70541-0018	X 70541-0053	X 70541-0088			
20	X 70541-0019	X 70541-0054	X 70541-0089			
21	X 70541-0020	X 70541-0055	X 70541-0090			
22	X 70541-0021	X 70541-0056	X 70541-0091			
23	X 70541-0022	X 70541-0057	X 70541-0092			
24	X 70541-0023	X 70541-0058	X 70541-0093			
25	X 70541-0024	X 70541-0059	X 70541-0094			

X IN COLUMN UNDER *ASSEMBLY ITEM NUMBER *HEADING DENOTES TOOLING NOT AVAILABLE

SEE SHEET 1 EC NO: UCP2016-0427 DRWNSVANG01 2015/07/29 CHKDDMORGAN 2015/07/29 APPR:SMILLER 2016/02/19	QUALITY SYMBOLS ▽=0 ▽=0 ▽=0	GENERAL TOLERANCES (UNLESS SPECIFIED) mm INCH 4 PLACES ± --- ± --- 3 PLACES ± --- ± .005 2 PLACES ± 0.13 ± .01 1 PLACE ± 0.25 ± --- 0 PLACE ± --- ± ---	DIMENSION STYLE IN/MM DRAWN BY DATE AAB 1987/09/22 CHECKED BY DATE WAZ 1987/09/22 APPROVED BY DATE SMILLER 2013/07/22	SCALE 1:1 DESIGN UNITS INCH THIRD ANGLE PROJECTION	TITLE SALES ASSY, SL VERTICAL HEADER W/LATCH & SPLIT PEGS (2.54)/.100 CENTERS molex
	DRAFT WHERE APPLICABLE MUST REMAIN WITHIN DIMENSIONS	ANGULAR ±1/2°	MATERIAL NO. SEE TABLE	DOCUMENT NO. SDA-70541-****	SHEET NO. 2 OF 2
	THIS DRAWING CONTAINS INFORMATION THAT IS PROPRIETARY TO MOLEX INCORPORATED AND SHOULD NOT BE USED WITHOUT WRITTEN PERMISSION				
	SIZE C				

J	CIRCUIT SIZE	ASSEMBLY ITEM NUMBER 70541	MANUFACTURE RELEASE STATUS	D REF.	E ± .010	CONNECTOR END PLATING		P.C. BOARD END PLATING	
						TYPE	H MEAS.	TYPE	K MEAS.
	2-10	-0001-0009	R.F.M.	(3.30)	(6.10)	TIN	(2.54)	TIN	(1.27)
	11-25	-0010-0024		.130	.240		.100		.050
I	2-10	-0036-0044	R.F.M.	(3.30)	(6.10)	15 GOLD	(2.54)	TIN	(1.27)
	11-25	-0045-0059		.130	.240		.100		.050
	2-10	-0071-0079	R.F.M.	(3.30)	(6.10)	30 GOLD	(2.54)	TIN	(1.27)
	11-25	-0080-0094		.130	.240		.100		.050
H									
G									
	2-10	-0176-0184	R.F.M.	(3.30)	(6.10)	TIN	(2.54)	TIN	(1.27)
				.130	.240		.100		.050

F	CIRCUIT SIZE	ASSEMBLY ITEM NUMBER	ASSEMBLY ITEM NUMBER	ASSEMBLY ITEM NUMBER	ASSEMBLY ITEM NUMBER	ASSEMBLY ITEM NUMBER	ASSEMBLY ITEM NUMBER
	2	70541-0001	70541-0036	70541-0071			
	3	70541-0002	70541-0037	70541-0072			
	4	70541-0003	70541-0038	70541-0073		70541-0178	
E	5	70541-0004	70541-0039	70541-0074			
	6	70541-0005	70541-0040	70541-0075			
	7	70541-0006	70541-0041	70541-0076			
	8	70541-0007	70541-0042	70541-0077			
	9	70541-0008	70541-0043	70541-0078			
	10	70541-0009	70541-0044	70541-0079			
D	11	X 70541-0010	X 70541-0045	X 70541-0080			
	12	X 70541-0011	X 70541-0046	X 70541-0081			
	13	X 70541-0012	X 70541-0047	X 70541-0082			
	14	X 70541-0013	X 70541-0048	X 70541-0083			
	15	X 70541-0014	X 70541-0049	X 70541-0084			
C	16	X 70541-0015	X 70541-0050	X 70541-0085			
	17	X 70541-0016	X 70541-0051	X 70541-0086			
	18	X 70541-0017	X 70541-0052	X 70541-0087			
	19	X 70541-0018	X 70541-0053	X 70541-0088			
	20	X 70541-0019	X 70541-0054	X 70541-0089			
	21	X 70541-0020	X 70541-0055	X 70541-0090			
	22	X 70541-0021	X 70541-0056	X 70541-0091			
B	23	X 70541-0022	X 70541-0057	X 70541-0092			
	24	X 70541-0023	X 70541-0058	X 70541-0093			
	25	X 70541-0024	X 70541-0059	X 70541-0094			

X IN COLUMN UNDER *ASSEMBLY ITEM NUMBER *HEADING DENOTES TOOLING NOT AVAILABLE

A	I	SEE SHEET I	DIMENSIONS SHOWN (METRIC) INCH UNLESS OTHERWISE SPECIFIED TOLERANCES: ANGULAR ± 1/2° INCH METRIC 3 PLACE ± .005 2 PLACE ± .01 ± 0.13 1 PLACE ± 0.25 DRAFT WHERE APPLICABLE MUST REMAIN WITHIN DIMENSIONS DRWG. BY: AAB APP'D. BY: WAZ CHK'D. BY: AAB SCALE:	REVISIONS LTR. REVISIONS	THIS DRAWING CONTAINS INFORMATION THAT IS PROPRIETARY TO MOLEX INC. AND SHOULD NOT BE USED WITHOUT WRITTEN PERMISSION.
	H	SEE SHEET I			
	F I	SEE SHEET I			
	E	SEE SHEET I			
	D	SEE SHEET I			
A	SEE SHEET I	TITLE: SALES ASSY, SL VERTICAL HEADER W/LATCH & SPLIT PEGS (2.54)/.100 CENTERS PART NO. SEE CHART DRWG. NO. SDA-70541-**** SHEET NO. 2 DATE 09/22/87 U.S.A.			