

## Relay Module - RIF-4-RPT-LDP-24DC/3X21 - 2903278

Please be informed that the data shown in this PDF Document is generated from our Online Catalog. Please find the complete data in the user's documentation. Our General Terms of Use for Downloads are valid (<http://download.phoenixcontact.com>)



Pre-assembled relay module with push-in connection, consisting of: relay base, power contact relay, and retaining bracket. Contact type: 3 PDTs. Input voltage: 24 V DC



### Key commercial data

Packing unit	1 pc
Weight per Piece (excluding packing)	212.0 GRM
Custom tariff number	85364110
Country of origin	Germany

### Technical data

#### Dimensions

Width	43 mm
Height	111 mm
Depth	90 mm

#### Ambient conditions

Ambient temperature (operation)	-40 °C ... 60 °C
Ambient temperature (storage/transport)	-40 °C ... 85 °C

#### Coil side

Nominal input voltage $U_N$	24 V DC
Input voltage range in reference to $U_N$	(see diagram)
Nominal input current at $U_{IN}$	56 mA
Typical response time	20 ms
Typical release time	20 ms
Operating voltage display	Yellow LED

# Relay Module - RIF-4-RPT-LDP-24DC/3X21 - 2903278

## Technical data

### Coil side

Protective circuit	Damping diode
	Polarity protection diode

### Contact side

Contact type	3 PDTs
Contact material	AgNi
Maximum switching voltage	440 V AC 250 V DC
Minimum switching voltage	10 V (At 24 mA)
Maximum inrush current	50 A (20 ms, N/O contact)
Min. switching current	10 mA (at 24 V)
Limiting continuous current	10 A (see diagram)
Interrupting rating (ohmic load) max.	240 W (at 24 V DC) 124 W (at 48 V DC) 108 W (at 60 V DC) 52 W (at 110 V DC) 70 W (at 220 V DC) 2500 VA (for 250 V AC) 4000 VA (At 440 V AC)
Switching capacity in acc. with DIN VDE 0660/IEC 60947	2 A (24 V (DC13)) 1.5 A (230 V (AC15)) 3.8 A (400 V (AC3))
3-phase motor load	1500 W
Motor load according to UL 508	1/3 HP, 120 V AC (single-phase AC motor) 1/2 HP, 240 V AC (single-phase AC motor) 1/2 HP, 240 V AC (three-phase induction motor)

### Connection data

Connection method	Push-in connection
Connection name	Input
Connection method	Push-in connection
Conductor cross section solid min.	0.14 mm <sup>2</sup>
Conductor cross section solid max.	1.5 mm <sup>2</sup>
Conductor cross section stranded min.	0.14 mm <sup>2</sup>
Conductor cross section stranded max.	1.5 mm <sup>2</sup>
Conductor cross section stranded, with ferrule with plastic sleeve min.	0.14 mm <sup>2</sup>
Conductor cross section stranded, with ferrule with plastic sleeve max.	1.5 mm <sup>2</sup>
Conductor cross section stranded, with ferrule without plastic sleeve min.	0.14 mm <sup>2</sup>

## Relay Module - RIF-4-RPT-LDP-24DC/3X21 - 2903278

### Technical data

#### Connection data

Conductor cross section stranded, with ferrule without plastic sleeve max.	1.5 mm <sup>2</sup>
Conductor cross section AWG/kcmil min.	26
Conductor cross section AWG/kcmil max	16
Stripping length	8 mm
Connection name	Output
Connection method	Push-in connection
Conductor cross section solid min.	0.14 mm <sup>2</sup>
Conductor cross section solid max.	2.5 mm <sup>2</sup>
Conductor cross section stranded min.	0.14 mm <sup>2</sup>
Conductor cross section stranded max.	2.5 mm <sup>2</sup>
Conductor cross section stranded, with ferrule with plastic sleeve min.	0.14 mm <sup>2</sup>
Conductor cross section stranded, with ferrule with plastic sleeve max.	2.5 mm <sup>2</sup>
Conductor cross section stranded, with ferrule without plastic sleeve min.	0.14 mm <sup>2</sup>
Conductor cross section stranded, with ferrule without plastic sleeve max.	2.5 mm <sup>2</sup>
Conductor cross section AWG/kcmil min.	26
Conductor cross section AWG/kcmil max	14
Stripping length	10 mm

#### General

Test voltage relay winding/relay contact	2.5 kV <sub>rms</sub> (50 Hz, 1 min.)
Test voltage relay contact/relay contact	2.5 kV <sub>rms</sub> (50 Hz, 1 min.)
Operating mode	100% operating factor
Degree of protection	IP20 (Relay socket)
	RT I (Relay)
Mechanical service life	Approx. 10 <sup>7</sup> cycles
Standards/regulations	DIN EN 50178
	IEC 62103
Rated insulation voltage	250 V AC
Pollution degree	2
Surge voltage category	III
Mounting position	any
Assembly instructions	In rows with zero spacing

## Relay Module - RIF-4-RPT-LDP-24DC/3X21 - 2903278

### Articles in set

Relay socket - RIF-4-BPT/3X21 - 2900961



RIF-4... relay base, for high-power relay with 2 or 3 PDTs or 3 N/O contacts, push-in connection, plug-in option for input/suppressor modules, for mounting on NS 35/7,5

Single relay - REL-PR3- 24DC/3X21 - 2903702



Plug-in high-power relay with power contacts, 3 PDTs, coil voltage: 24 V DC

Plug-in module - RIF-LDP-12-24 DC - 2900939



Plug-in module, for mounting on RIF-1, RIF-2, RIF-3, and RIF-4, with freewheeling diode and yellow LED, polarity: A1+, A2-, input voltage: 12 - 24 V DC  $\pm 20\%$

Retaining bracket - RIF-RH-4 - 2900956



Relay retaining bracket, with holder for marking material, suitable for RIF-4 relay base, for high-power relay

## Classifications

eCl@ss

eCl@ss 4.0	27371102
eCl@ss 4.1	27371102
eCl@ss 5.0	27371601
eCl@ss 5.1	27371601
eCl@ss 6.0	27371601
eCl@ss 7.0	27371601

# Relay Module - RIF-4-RPT-LDP-24DC/3X21 - 2903278

## Classifications

eCl@ss

eCl@ss 8.0	27371601
------------	----------

### ETIM

ETIM 3.0	EC001456
ETIM 4.0	EC001456
ETIM 5.0	EC001437

### UNSPSC

UNSPSC 6.01	30211917
UNSPSC 7.0901	39121516
UNSPSC 11	39121516
UNSPSC 12.01	39121516
UNSPSC 13.2	39121516

## Approvals

### Approvals

---

Approvals

CSA


---

Ex Approvals

---

Approvals submitted

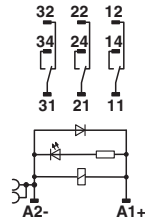
### Approval details


---

## Drawings

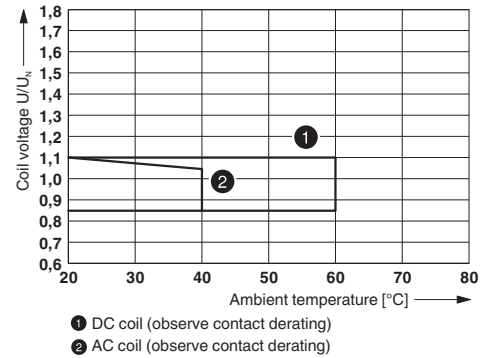
# Relay Module - RIF-4-RPT-LDP-24DC/3X21 - 2903278

Circuit diagram



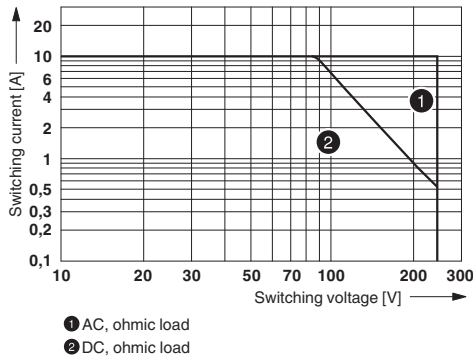
DC coils

Diagram



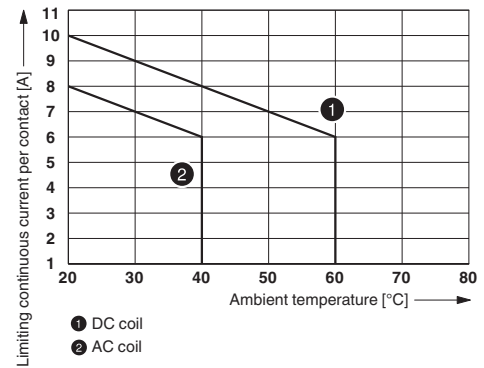
Operating voltage range

Diagram



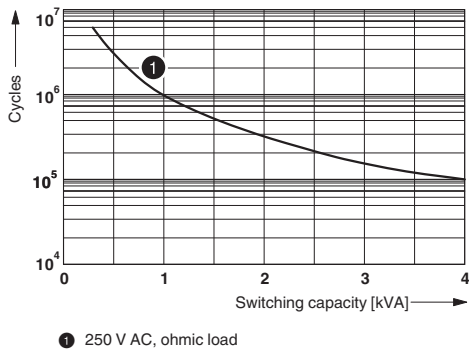
Interrupting rating

Diagram



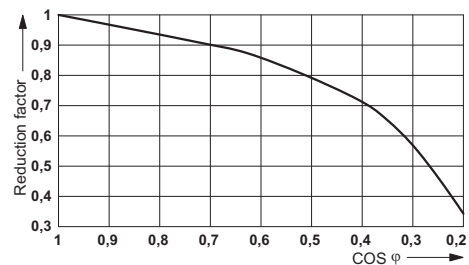
Contact derating

Diagram



Electrical service life

Diagram



Service life reduction factor

