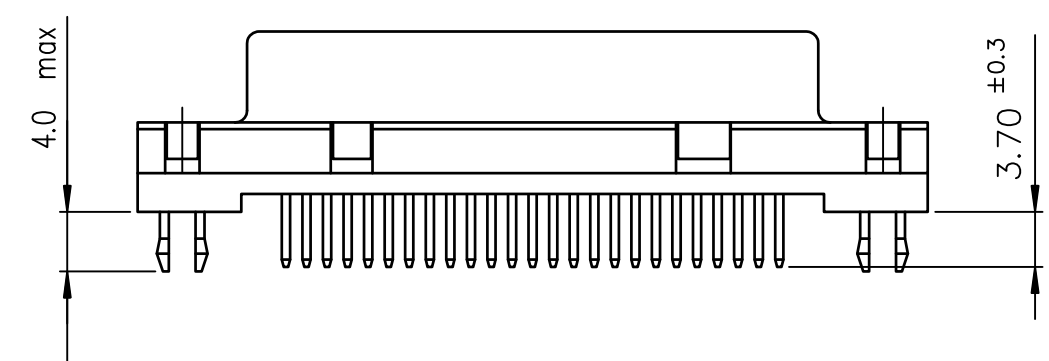
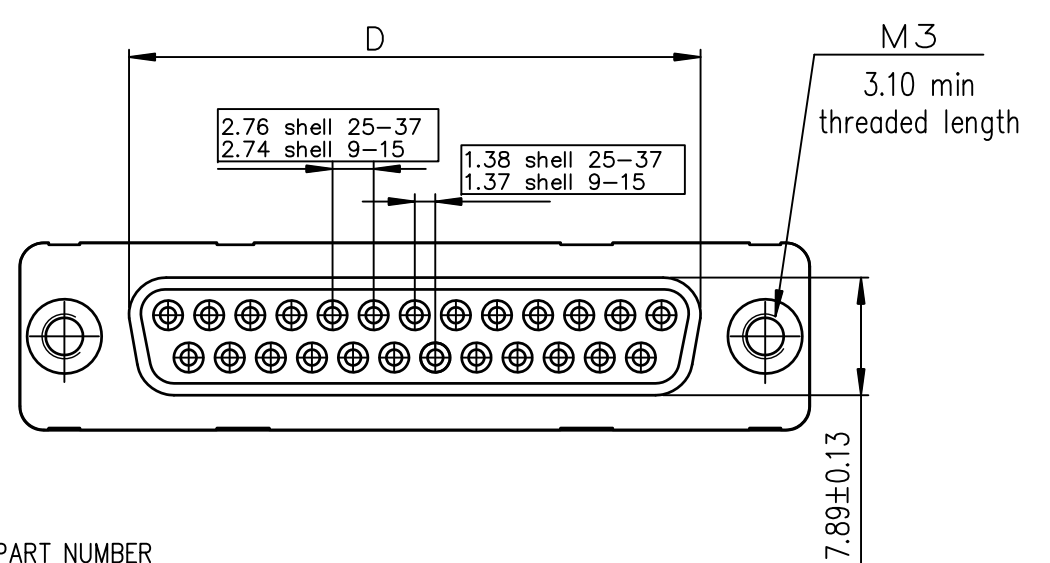
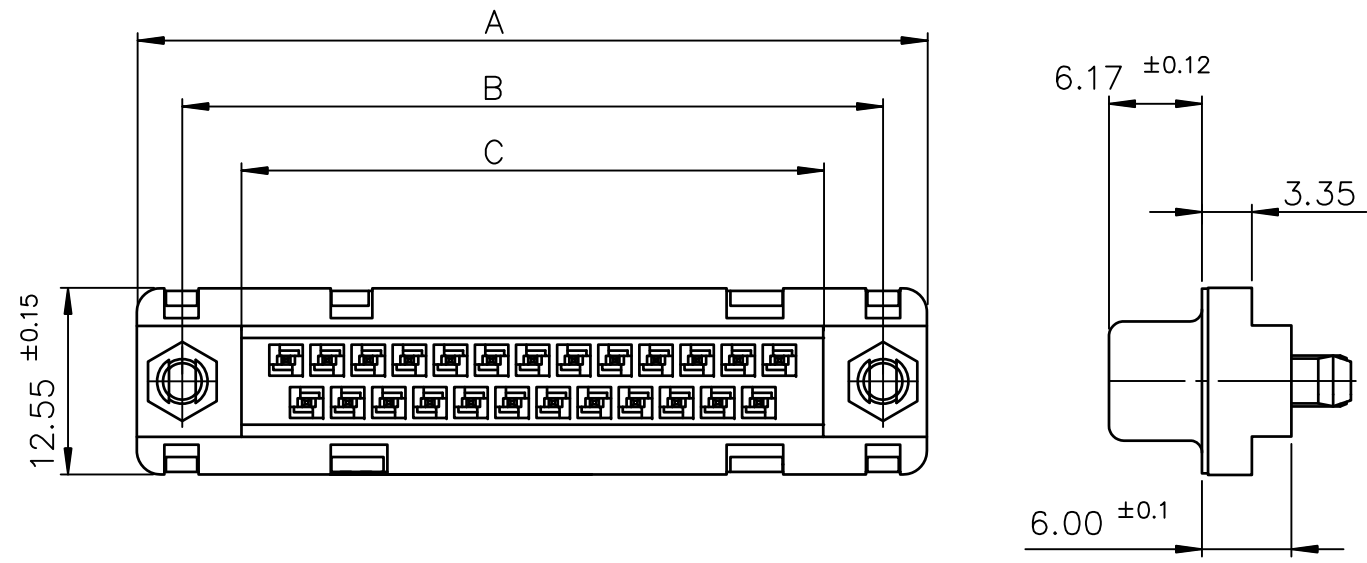




FCIconnect.com

Copyright FCI

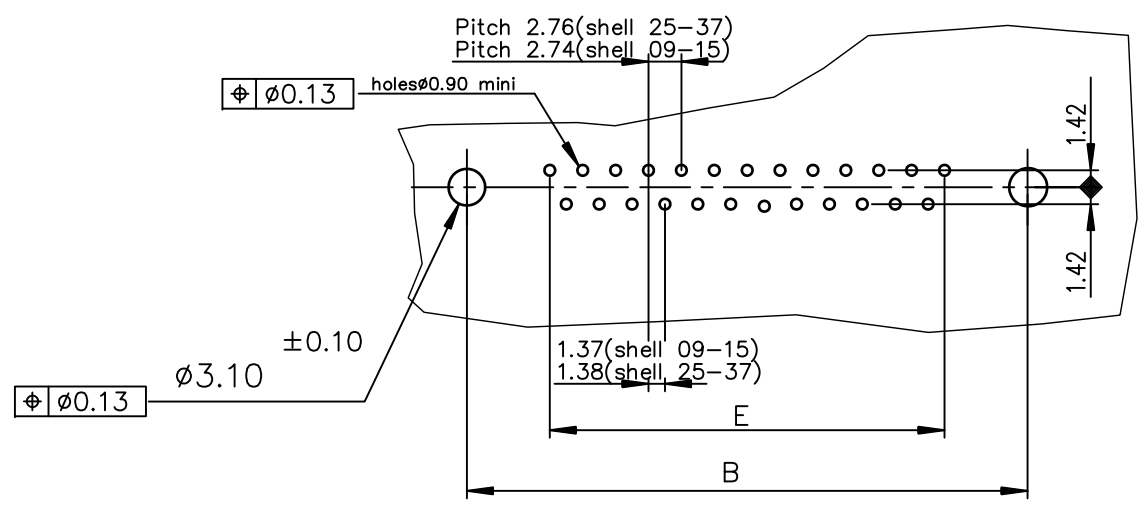


LEAD FREE PART NUMBER

SHELL	A±0.38	B±0.12	C±0.10	D±0.25	E±0.07	PART NUMBER
09	30.81	24.99	16.96	16.21	10.96	D09S24B.GL00LF
15	39.14	33.32	25.18	24.54	19.18	D15S24B.GL00LF
25	53.03	47.04	39.12	38.25	33.12	D25S24B.GL00LF
37	69.32	63.50	55.68	54.71	49.68	D37S24B.GL00LF

Protection: 4 --> Flash Au
6 --> 0.76µ Au

PC card drilling dimensions(after plating)
(thickness 2.40±0.20mm)



GENERAL CHARACTERISTICS AND ROHS INFORMATIONS:
SEE DRAWING C01-8646-0000

mat'l. code		surface		tolerance		projection		product family	
-		ISO 1302 ✓		ISO 406 ISO 1101				D-SUB	
ltr		ecn no		dr		date		title	
G		ELX-I-21654		AB		2015-10-26		FEMALE DELTA-D STRAIGHT, SOLDER TYPE	
								dwg no	
								sheet 1 of 1	
								size	
								A3	
								type	
								Product Customer Drawing	
sheet index		revision sheet		G		1			