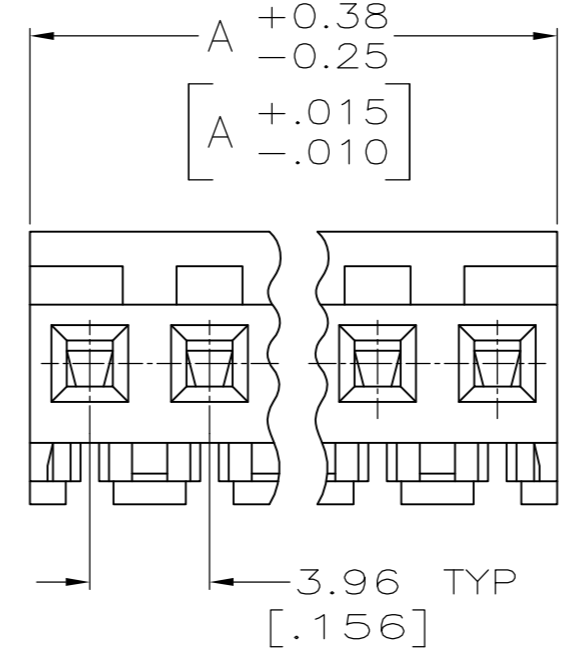
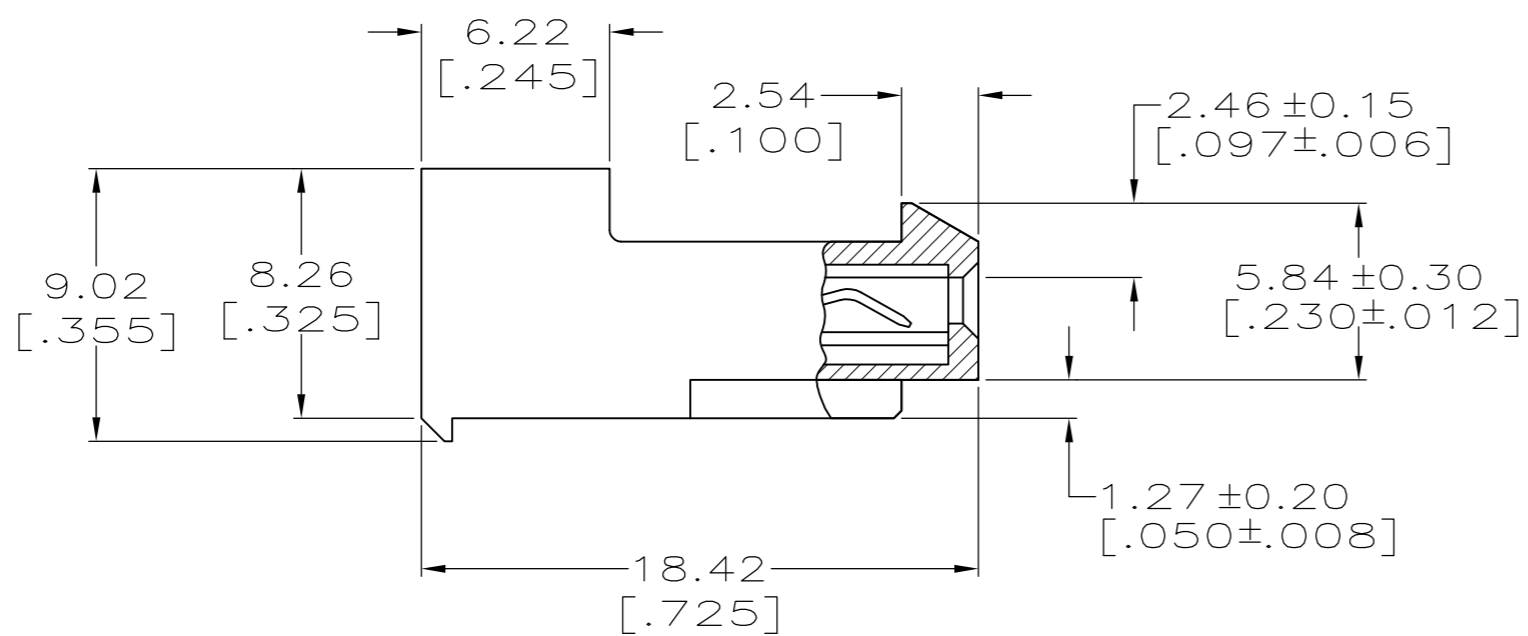
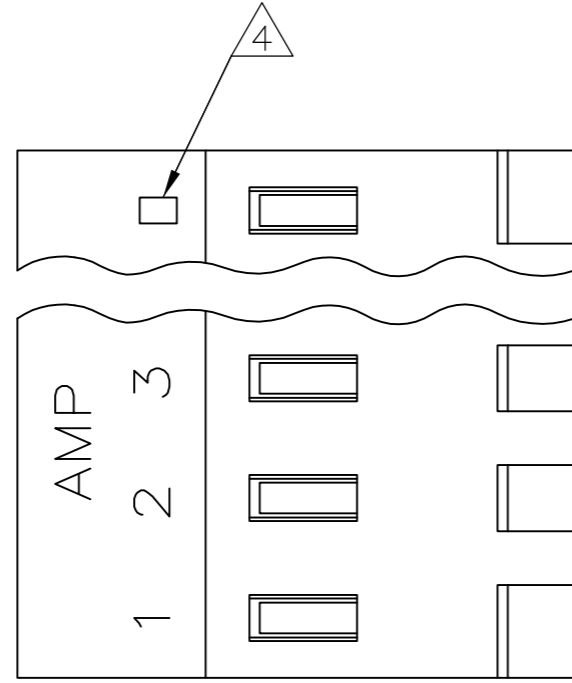


THIS DRAWING IS UNPUBLISHED. RELEASED FOR PUBLICATION  
 © COPYRIGHT - By - ALL RIGHTS RESERVED.

LOC		DIST		REVISIONS			
P	LTR	DESCRIPTION		DATE	DWN	APVD	
CM	0	S		REVISED PER ECO-12-007611	03AUG12	KH	SM

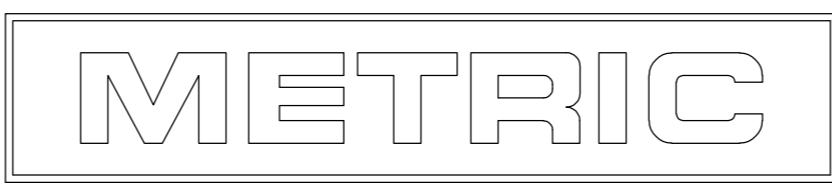


CONTACT FINISH	DIM A	NO. OF CIRCUITS	PART NO.
TIN	95.10 [3.744]	24	5-641150-4
TIN	91.14 [3.588]	23	5-641150-3
TIN	87.17 [3.432]	22	5-641150-2
TIN	83.21 [3.276]	21	5-641150-1
TIN	79.25 [3.120]	20	5-641150-0
TIN	75.29 [2.964]	19	4-641150-9
TIN	71.32 [2.808]	18	4-641150-8
TIN	67.36 [2.652]	17	4-641150-7
TIN	63.40 [2.496]	16	4-641150-6
TIN	59.44 [2.340]	15	4-641150-5
TIN	55.47 [2.184]	14	4-641150-4
TIN	51.51 [2.028]	13	4-641150-3
TIN	47.55 [1.872]	12	4-641150-2
TIN	43.59 [1.716]	11	4-641150-1
TIN	39.62 [1.560]	10	4-641150-0
TIN	35.66 [1.404]	9	3-641150-9
TIN	31.70 [1.248]	8	3-641150-8
TIN	27.74 [1.092]	7	3-641150-7
TIN	23.77 [.936]	6	3-641150-6
TIN	19.81 [.780]	5	3-641150-5
TIN	15.85 [.624]	4	3-641150-4
TIN	11.89 [.468]	3	3-641150-3
TIN	7.92 [.312]	2	3-641150-2
TIN-LEAD	95.10 [3.744]	24	2-641150-4
TIN-LEAD	91.14 [3.588]	23	2-641150-3
TIN-LEAD	87.17 [3.432]	22	2-641150-2
TIN-LEAD	83.21 [3.276]	21	2-641150-1
TIN-LEAD	79.25 [3.120]	20	2-641150-0
TIN-LEAD	75.29 [2.964]	19	1-641150-9
TIN-LEAD	71.32 [2.808]	18	1-641150-8
TIN-LEAD	67.36 [2.652]	17	1-641150-7
TIN-LEAD	63.40 [2.496]	16	1-641150-6
TIN-LEAD	59.44 [2.340]	15	1-641150-5
TIN-LEAD	55.47 [2.184]	14	1-641150-4
TIN-LEAD	51.51 [2.028]	13	1-641150-3
TIN-LEAD	47.55 [1.872]	12	1-641150-2
TIN-LEAD	43.59 [1.716]	11	1-641150-1
TIN-LEAD	39.62 [1.560]	10	1-641150-0
TIN-LEAD	35.66 [1.404]	9	641150-9
TIN-LEAD	31.70 [1.248]	8	641150-8
TIN-LEAD	27.74 [1.092]	7	641150-7
TIN-LEAD	23.77 [.936]	6	641150-6
TIN-LEAD	19.81 [.780]	5	641150-5
TIN-LEAD	15.85 [.624]	4	641150-4
TIN-LEAD	11.89 [.468]	3	641150-3
TIN-LEAD	7.92 [.312]	2	641150-2

1 MATERIAL:  
 CONNECTOR - NYLON UL94V-2 .  
 CONTACTS - 0.30[.012] THICK COPPER ALLOY.  
 PLATING - 0.00038[.000015] GOLD THK OR 0.00008[.000003] MIN THK GOLD FLASH OVER 0.00030[.000012] THK PALLADIUM NICKEL, PER TE CONNECTIVITY'S DISCRETION, IN CONTACT AREA. 0.00203[.000080] MIN THICKNESS BRIGHT TIN LEAD IN SLOT AREA FOR 641150-2 THRU 2-641150-4 OR MATTE WHISKER MITIGATED TIN IN SLOT AREA FOR 3-641150-2 THRU 5-641150-4 OVER NICKEL UNDERPLATE.

- 2 CONTACTS ACCEPT 22 AWG WIRE WITH 2.41[.095] MAX INSULATION DIAMETER.
- 3 CONTACTS MUST ACCEPT 1.14±0.03[.045±.001] SQUARE POST AND REMAIN LOCKED IN POSITION.
- 4 IDENTIFICATION NUMBER FOR LAST CIRCUIT MAY NOT APPEAR ON ALL ASSEMBLIES.
- 5 DIMENSIONS IN BRACKETS ARE IN INCHES.
- 6 HOUSING FEATURES ARE: CLOSED END WITH LOCKING RAMP.
- 7 RED COLOR STRIPE ON HOUSING (NOT SHOWN) MAY RUN DOWN BETWEEN RIBS
- 8 NOTE DELETED.
- 9 OBSOLETE PARTS: OBSOLETE CIS STREAMLINING PER D.RENAUD/D.SINISI.

SUPERSEDED  
 9  
 SUPERSEDED  
 9



THIS DRAWING IS A CONTROLLED DOCUMENT. DWN B. LEWIS 2-12-91  
 CHK R. SWING 2-12-91  
 APVD -  
 PRODUCT SPEC 108-1051  
 APPLICATION SPEC 114-1020  
 MATERIAL 1  
 FINISH -  
 WEIGHT -  
 CUSTOMER DRAWING

TE Connectivity  
 MTA-156 CONNECTOR ASSEMBLY,  
 22 AWG, STANDARD

SIZE A2 CAGE CODE 00779 DRAWING NO. 641150 RESTRICTED TO -  
 SCALE 4:1 SHEET 1 OF 1 REV S