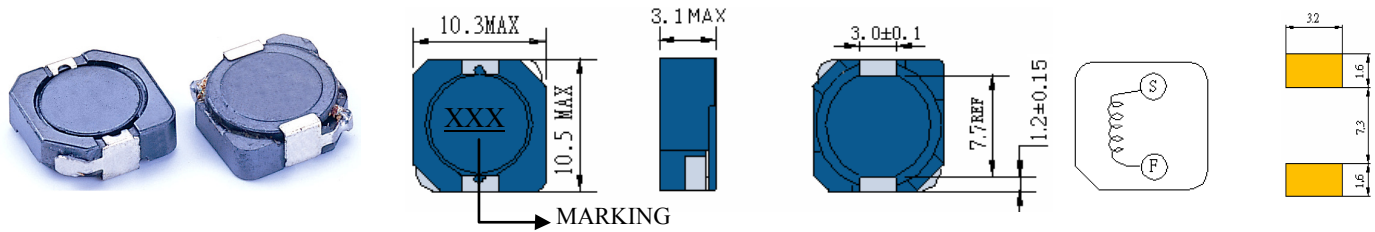


SCRH1035R

SMD POWER INDUCTORS



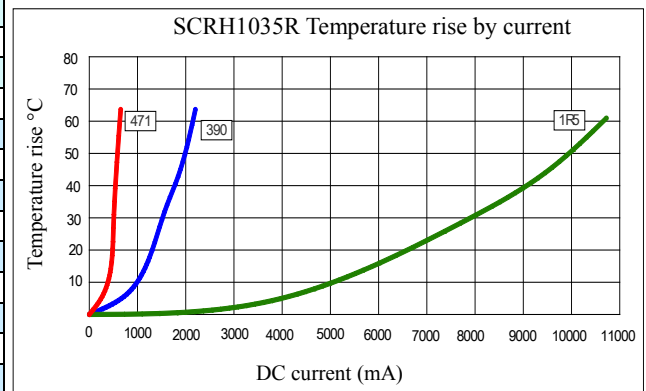
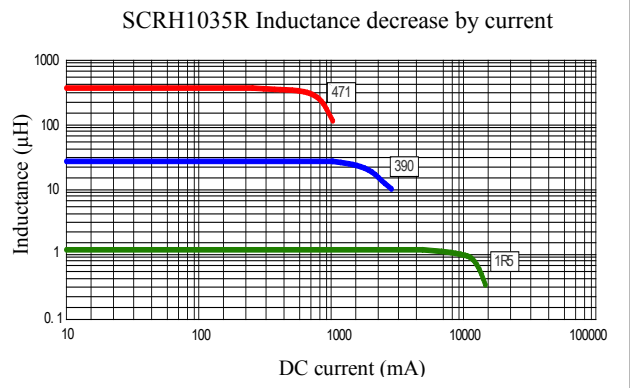
• Features

1. Magnetically shielded construction
2. Excellent Power Density
3. Engineered to Provide High Efficiency



ELECTRICAL CHARACTERISTICS

Part Number	Inductance (uH) (1)	Test Frequency	DC Resistance (Ω MAX) (2)	Saturation Current (A) (3)	Temperature Current (A) (4)
SCRH1035R-1R5	1.5	100KHZ	10m	8.10	7.69
SCRH1035R-2R2	2.2	100KHZ	15m	8.00	7.60
SCRH1035R-3R3	3.3	100KHZ	20m	7.00	7.00
SCRH1035R-4R7	4.7	100KHZ	30m	4.10	4.10
SCRH1035R-5R6	5.6	100KHZ	33m	4.00	4.00
SCRH1035R-6R8	6.8	100KHZ	41m	3.80	3.80
SCRH1035R-100	10	100KHZ	69m	3.40	3.00
SCRH1035R-120	12	100KHZ	82m	3.20	2.85
SCRH1035R-150	15	100KHZ	94m	2.70	2.70
SCRH1035R-180	18	100KHZ	104m	2.60	2.40
SCRH1035R-220	22	100KHZ	119m	2.56	2.20
SCRH1035R-270	27	100KHZ	137m	2.00	1.80
SCRH1035R-330	33	100KHZ	162m	1.90	1.70
SCRH1035R-390	39	100KHZ	184m	1.60	1.60
SCRH1035R-470	47	100KHZ	218m	1.40	1.52
SCRH1035R-560	56	100KHZ	248m	1.35	1.35
SCRH1035R-680	68	100KHZ	268m	1.30	1.30
SCRH1035R-820	82	100KHZ	337m	1.28	1.28
SCRH1035R-101	100	100KHZ	450m	1.20	1.08
SCRH1035R-121	120	100KHZ	504m	1.10	1.00
SCRH1035R-151	150	100KHZ	637m	0.90	0.81
SCRH1035R-181	180	100KHZ	760m	0.85	0.77
SCRH1035R-221	220	100KHZ	880m	0.70	0.73
SCRH1035R-271	270	100KHZ	1.19	0.65	0.60
SCRH1035R-331	330	100KHZ	1.48	0.60	0.51
SCRH1035R-391	390	100KHZ	1.79	0.58	0.45
SCRH1035R-471	470	100KHZ	2.22	0.50	0.50



- (1). Inductance tolerance $\pm 30\%$ tested at 0.25V, 0ADC and 25°C
- (2). DCR measured at 25°C.
- (3). The DC current at which the inductance decreases by 35% from its initial value.
- (4). The DC current that results in a 40°C temperature rise from 25°C ambient.

Custom versions available upon request.