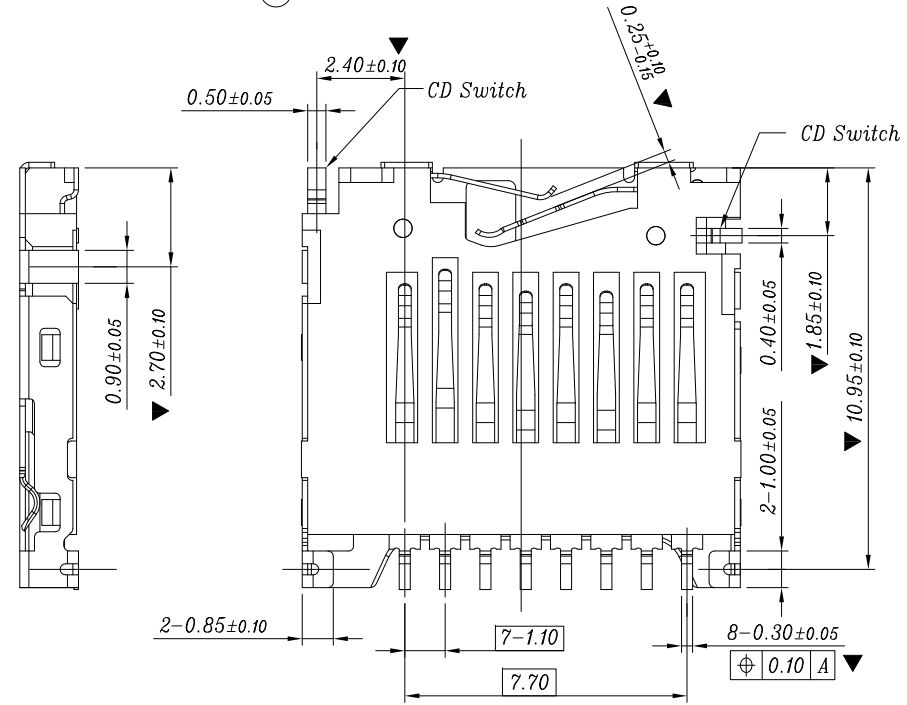
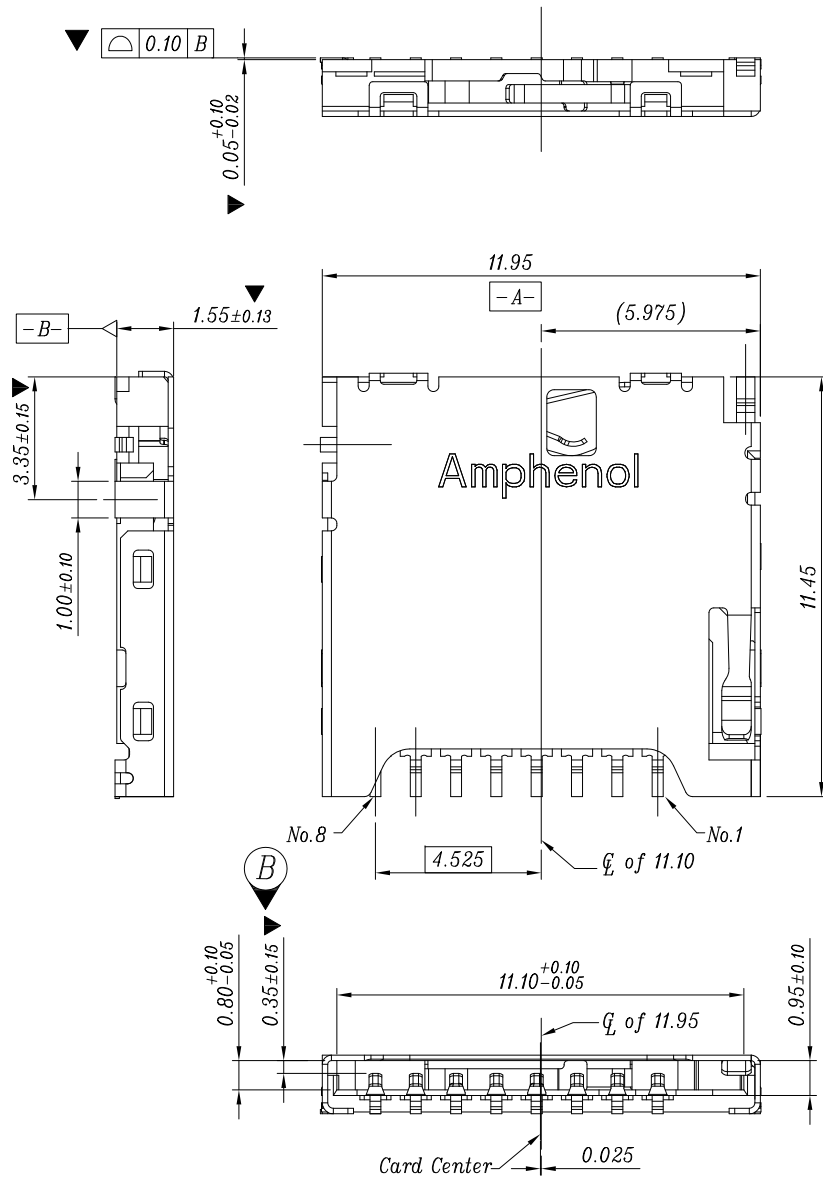
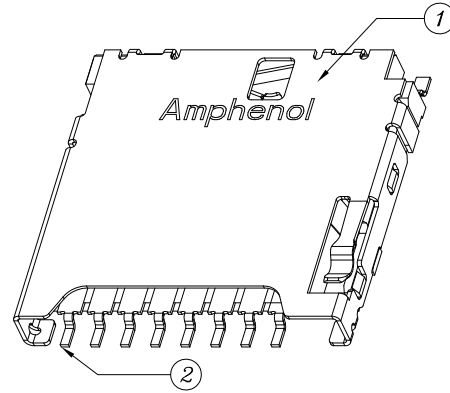
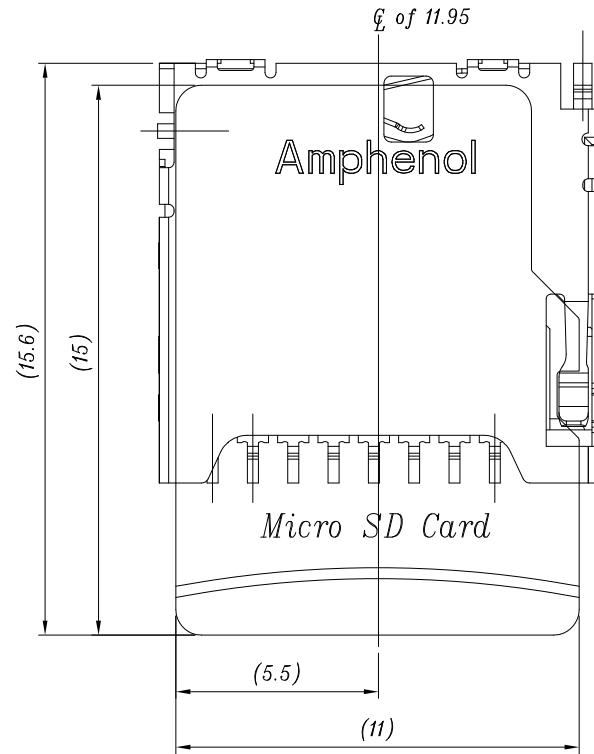


版次 REV.	變更號碼 ECN.NO.	修改內容 MODIFY.CONTENT	修改日期 DATE
2	S0906030	Change The Switch Pin	6/29'09
3	ECN09110083	Widen switch pin	11/24'09
A	ECN10030261	Rev. A release	03/05'10
B	ECN1409XXXX	Modify tolerance	09/19'14



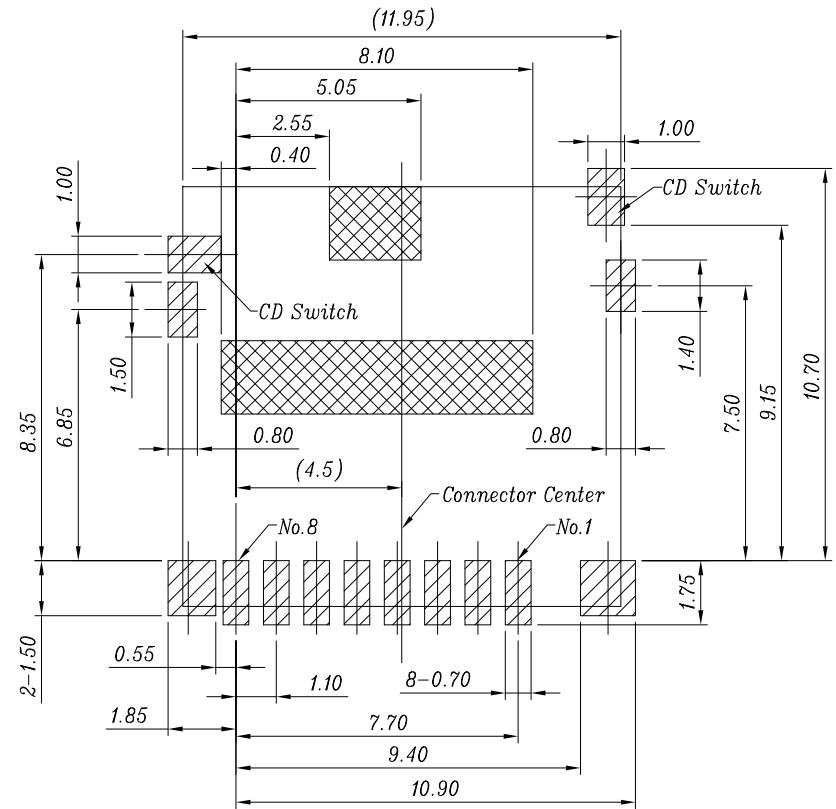
1	314-01528- **	SHELL	②
1	814-00047- **	INSERT MOLDING	①
QTY	P/N	NAME	ITEM

GENERAL TOLERANCE		圖號 FILE.NO.	114-00841	繪圖 DRAWN	Leo.zeng	比例 SCALE	5:1
X.±0.30	x.°±1°	品名 TITLE	Micro SD None Push Connector Top Mount	審核 CHECKED		單位 UNITS	mm
.X±0.20							
.XX±0.10	.x°±0.5°	料號 PART.NO.	114-00841-68	核准 APPROVED			
.XXX±0.05							
頁次 SHEET	1/2	數量 QTY	2	版次 REV.	B	Amphenol Shouhmin Industry	
		日期 DATE	09/19'2014				



### PIN Assignments

PIN NO.	Micro SD
1	Date Line[Bit 2]
2	Card Detect/ Date Line[Bit 3]
3	Command/Response
4	Supply voltage
5	Clock
6	Supply voltage ground
7	Date Line[Bit 0]
8	Date Line[Bit 1]



### Note:

- Material:  
Housing: LCP Black UL 94V-0  
Contact: Copper alloy  
Shell: Stainless steel
- Plating:  
Contact Area: Plating Au  
Solder tail: Plating Tin  
Shell: Plating weldable Ni
- Tail Coplanarity 0.12mm Max.
- The Part must compliant AMSI'S ROHS SPEC.
- MAJOR DIMENSION: ▼ .

### RECOMMENDED P.C.B LAYOUT

P.C.B TOLERANCE:  $\pm 0.05$

- Connector Area
- PAD Area
- Pattern Prohibited Area

GENERAL TOLERANCE		圖號 FILE.NO.	114-00841	繪圖 DRAWN	Leo.zeng	比例 SCALE	5:1
X.±0.30	x.°±1°	品名 TITLE	Micro SD None Push Connector Top Mount	審核 CHECKED		單位 UNITS	mm
.X±0.20				核准 APPROVED			
.XX±0.10	.x°±0.5°	料號 PART.NO.	114-00841-68	日期 DATE	09/19'2014		
.XXX±0.05				版次 REV.			
頁次 SHEET	2/2	數量 QTY	2	Amphenol Shouhmin Industry			
			B				