


CDSQR4148

RoHS Device

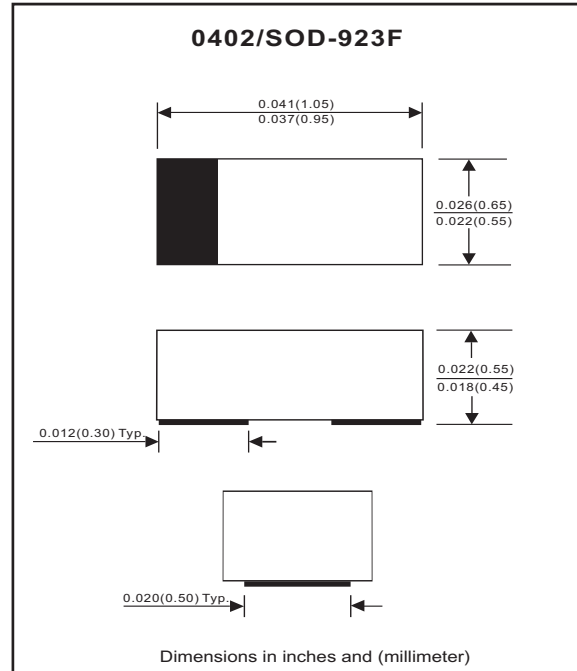


Features

- High Speed.
- Designed for mounting on small surface.
- Extremely thin/leadless package.
- High mounting capability, strong surge withstand, high reliability.

Mechanical data

- Case: 0402/SOD-923F standard package, molded plastic.
- Terminals: Gold plated, solderable per MIL-STD-750, method 2026.
- Marking Code: Cathode band & S3
- Mounting position: Any
- Weight: 0.001 gram(approx.).



Maximum Rating (at TA=25°C unless otherwise noted)

Parameter	Conditions	Symbol	Min	Typ	Max	Unit
Repetitive peak reverse voltage		V _{RRM}			100	V
Reverse voltage		V _R			75	V
Average forward current		I _O			150	mA
Forward current,surge peak	T _P = 1μS T _P = 1mS	I _{FSM}		4 1		A
Repetitive peak forward current		I _{FRM}			300	mA
Power Dissipation		P _D			125	mW
Storage temperature		T _{STG}	-40		+125	°C
Junction temperature		T _J			+125	°C

Electrical Characteristics (at TA=25°C unless otherwise noted)

Parameter	Conditions	Symbol	Min	Typ	Max	Unit
Forward voltage	I _F = 50 mA DC	V _F			1.0	V
Reverse current	V _R = 20 V V _R = 75 V	I _R			25 2.5	nA μA
Capacitance between terminals	f = 1 MHz, and 0VDC reverse voltage	C _T			4	pF
Reverse recovery time	I _F = I _R = 10 mA, R _L = 100 ohms, I _{rr} = 1 mA	T _{rr}			4	nS

RATING AND CHARACTERISTIC CURVES (CDSQR4148)

Fig. 1 - Forward characteristics

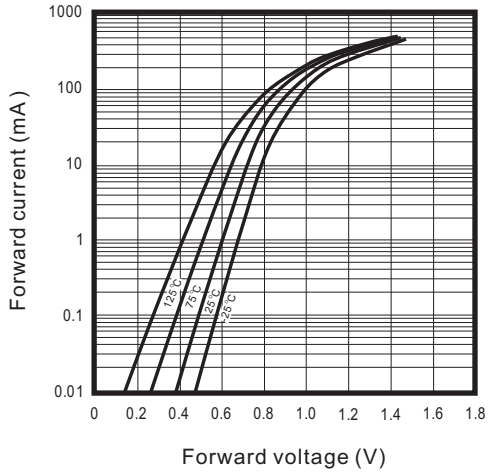


Fig. 2 - Reverse characteristics

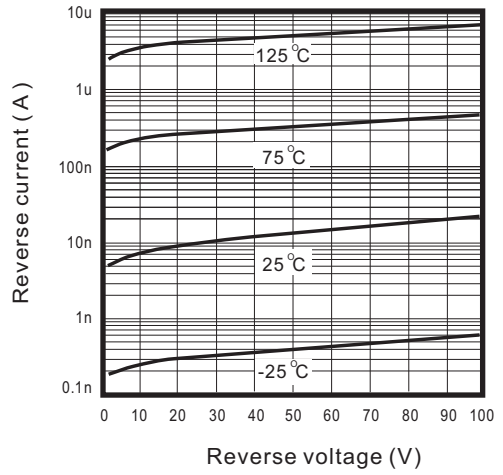


Fig. 3 - Capacitance between terminals characteristics

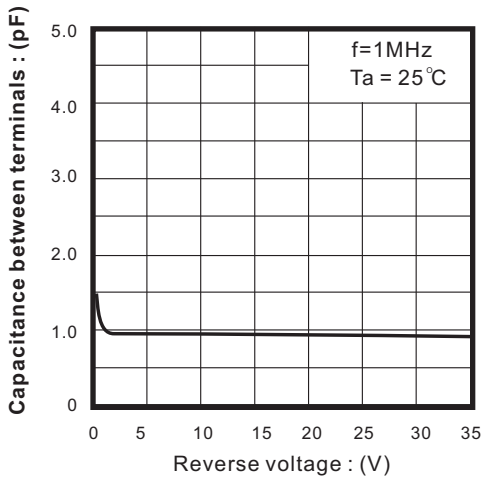
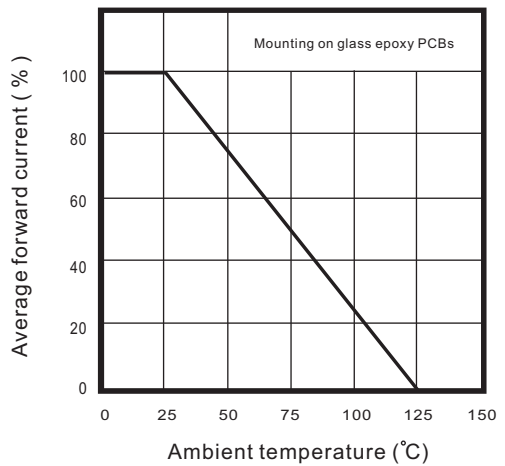
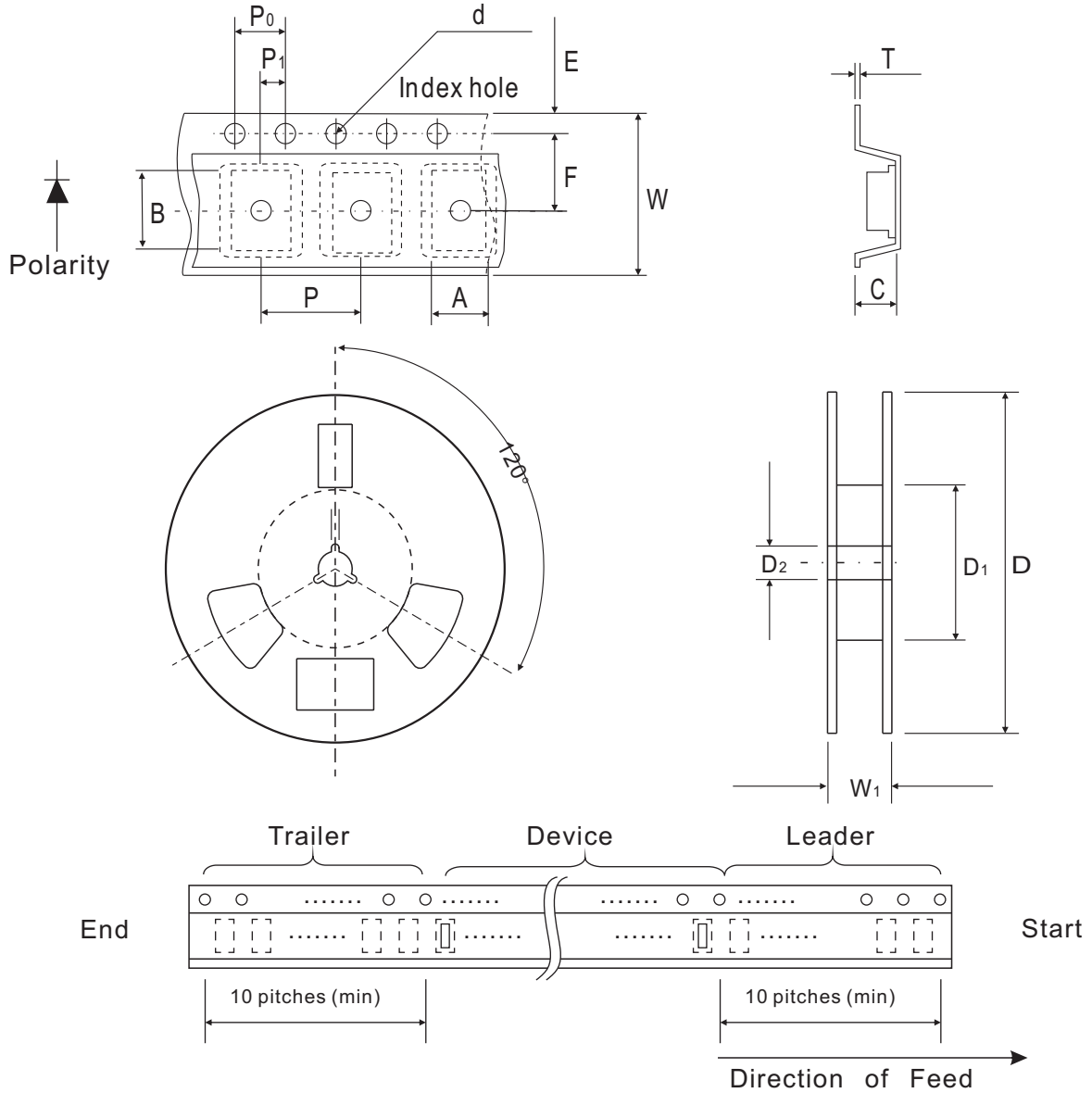


Fig. 4 - Current derating curve



Reel Taping Specification



0402 (SOD-923F)	SYMBOL	A	B	C	d	D	D ₁	D ₂
	(mm)	0.75 ± 0.10	1.15 ± 0.10	0.60 ± 0.10	1.55 ± 0.10	178 ± 1	60.0 MIN.	13.0 ± 0.20
	(inch)	0.030 ± 0.004	0.045 ± 0.004	0.024 ± 0.004	0.061 ± 0.004	7.008 ± 0.04	2.362 MIN.	0.512 ± 0.008

0402 (SOD-923F)	SYMBOL	E	F	P	P ₀	P ₁	T	W	W ₁
	(mm)	1.75 ± 0.10	3.50 ± 0.05	4.00 ± 0.10	4.00 ± 0.10	2.00 ± 0.10	0.22 ± 0.05	8.00 ± 0.20	13.5 MAX.
	(inch)	0.069 ± 0.004	0.138 ± 0.002	0.157 ± 0.004	0.157 ± 0.004	0.079 ± 0.004	0.009 ± 0.002	0.315 ± 0.008	0.531 MAX.

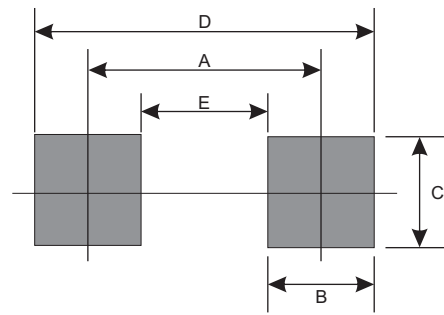
Marking Code

Part Number	Marking Code
CDSQR4148	S3



Suggested PAD Layout

SIZE	0402/SOD-923F	
	(mm)	(inch)
A	0.750	0.030
B	0.500	0.020
C	0.700	0.028
D	1.250	0.049
E	0.250	0.010



Standard Package

Case Type	Qty per Reel	Reel Size
	(Pcs)	(inch)
0402/SOD-923F	5000	7