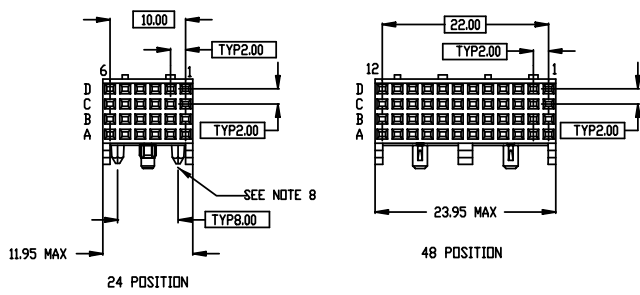


A

B

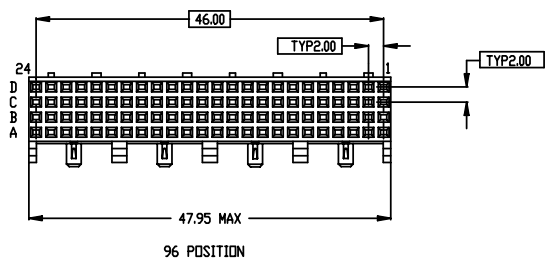
C

D

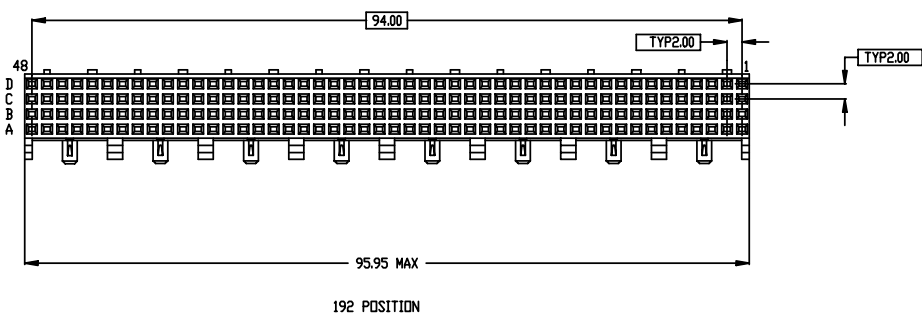


24 POSITION

48 POSITION



96 POSITION



192 POSITION

NOTES: UNLESS OTHERWISE SPECIFIED;

- 1 CONNECTOR MATERIALS:
HOUSING: GLASS FILLED THERMOPLASTIC,
UL94-V0 COMPLIANT
KEEPER: GLASS FILLED THERMOPLASTIC,
UL94-V0 COMPLIANT
TERMINAL: PHOSPHOR BRONZE ALLOY
- 2 PACKED IN TUBES.
- 3 FEATURE MAY OR MAY NOT BE PRESENT DEPENDING UPON THE MOLD TOOL USED TO PRODUCE PRODUCT.
- 4 PRODUCT SPECIFICATION: GS-12-177.
- 5 APPLICATION SPECIFICATION: GS-20-015.
UNION DIRECTIVES AND OTHER COUNTRY REGULATIONS AS DESCRIBED IN GS-22-008.
- 6 THE PRODUCTS WHERE THE PART NUMBER ENDS IN 'LF' MEET THE EUROPEAN
- 7 ALL PRODUCTS WILL WITHSTAND EXPOSURE TO 260°C FOR 60 SECONDS IN A CONVECTION, INFRA-RED OR VAPOR PHASE REFLOW OVEN.
- 8 LOCATION PEGS ARE EXISTED ONLY IN ONE MODULE



Copyright FCI.

rev	ecn no	dr	date
M	V04-1123	TAB	02/03/05
N	V05-0437	VS	07/14/05
P	V05-1026	JRV	11/7/05
R	DG06-0378	KL	09/01/06
S	DG06-0434	Cenh	10/23/06
T	DG08-0173	TER	7/11/08
U	N10-0382	Cenh	11/13/10

www.fciconnect.com			surface <input checked="" type="checkbox"/>	tolerance std	projection	MM
			TOLERANCES UNLESS OTHERWISE SPECIFIED			
Dr	V. SEBASTIAN	07/14/05	ANGULAR	0.X	± 0.50	size A4
Eng	J. VOLSTROF	07/14/05		LINEAR	0.XX	
Chr	J. VOLSTROF	07/14/05	0° ±2°	0.XXX	± -	ECN N10-0382
Appr	J. VOLSTROF	07/14/05	Product family		METRAL	Spec ref
			title		T SERIES R/A RECEPTACLE ASSY, 4 ROW, STB	
			catalog no		SE96846	
			CUSTOMER		sheet 1 of 4	
			Rev.		U	

1

2

3

4

A

B

C

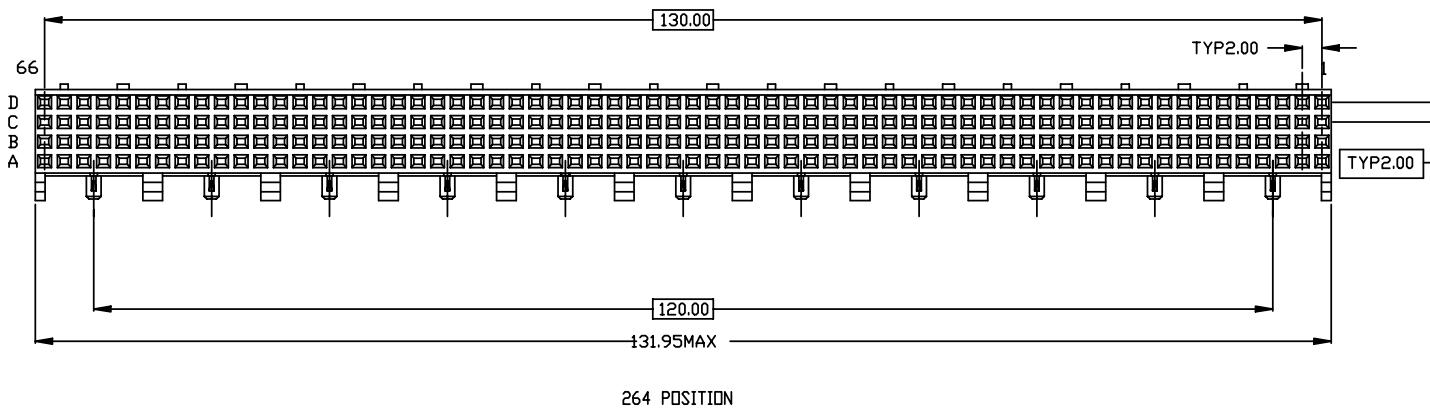
D

A

B

C

D



Copyright FCI.

www.fciconnect.com			surface <input checked="" type="checkbox"/>	tolerance std	projection	MM		
			TOLERANCES UNLESS OTHERWISE SPECIFIED					
Dr	V. SEBASTIAN	07/14/05	ANGULAR	LINEAR	0.X	± 0.50	size A4	Scale 4:1
Eng	J. VOLSTROF	07/14/05			0.XX	± 0.13	ECN N10-0382	
Chr	J. VOLSTROF	07/14/05	0°	±2°	0.XXX	± -	Spec ref	
Appr	J. VOLSTROF	07/14/05	Product family		METRAL			
			title T SERIES R/A RECEPTACLE ASSY, 4 ROW, STB			dwg no SE96846		Rev. U
			catalog no			CUSTOMER		sheet 2 of 4

REV F - 2006-04-17

1

2

3 PDM: Rev:U

STATUS: Released

4 Printed: Dec 01, 2010

A

B

C

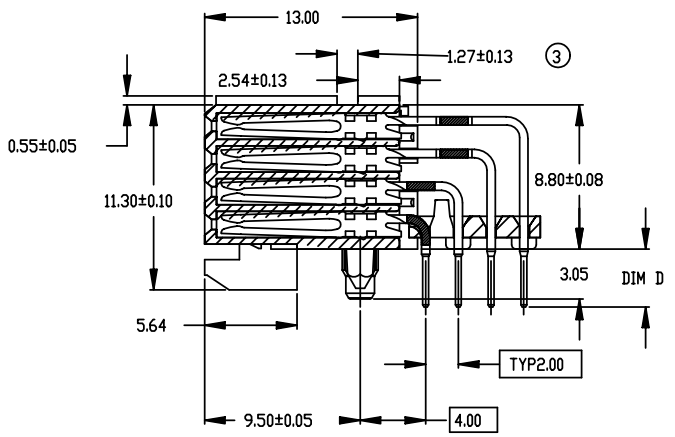
D

A

B

C

D



CATALOG NUMBER DESCRIPTION
 H M I F 4 T P 400 H LF

PRODUCT FAMILY
 HMI = METRAL HMI

PRODUCT TYPE
 F = FEMALE SIGNAL, RIGHT ANGLE

NUMBER OF ROWS
 4 = 4 ROW

BODY LENGTH
 1 = 12.00 (24 POSITION SIGNAL)
 2 = 24.00 (48 POSITION SIGNAL)
 3 = 48.00 (96 POSITION SIGNAL)
 4 = 96.00 (192 POSITION SIGNAL)
 9 = NON-STANDARD

MATING CONTACT
 T = TWISTED FEMALE

PCB TERMINATION TYPE
 A = SOLDER TAIL, FOR 1.60mm PCB
 B = SOLDER TAIL, FOR 2.40mm PCB

LF = LEAD FREE Sn PLATING ON TAILS

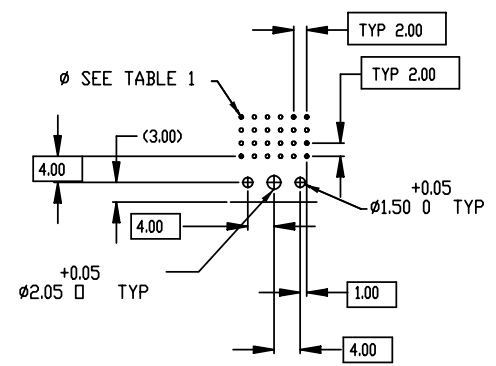
P = PACKAGED IN TRAYS
 - = SEE PACKAGE SPEC GS-14-1228

PERFORMANCE LEVEL
 6 = TELCORDIA CD
 E = CUSTOMER SPECIAL
 0.75 μ m GOLD SELECTIVE PLATING

INSULATING MATERIAL
 H = HIGH TEMPERATURE MATERIAL

SPECIAL DATAS:
 VISUAL INSPECTION 100%
 - MARKING FAILURES
 - HOUSING MATERIAL FAILURES
 - SPOILT HOUSING
 - STAINED HOUSING
 - BROKEN CONTACTS (Twisted or Loosen)

BOARD ATTACHMENT
 P = PRESS-FIT RETENTION PEG



RECOMMENDED PC BOARD LAYOUT,
 COMPONENT SIDE
 SEE PRINT 58351 FOR ADDITIONAL
 PCB INFORMATION

	PCB THICKNESS	DIM D	RETENTION FEATURES
HMI F 4_ T A P 400 H_LF	1.60	2.90 ±0.30	PRESS-FIT PEGS
HMI F 4_ T B P 400 H_LF	2.40	3.60 ±0.30	

www.fciconnect.com			surface <input checked="" type="checkbox"/>	tolerance std	projection	MM	
			TOLERANCES UNLESS OTHERWISE SPECIFIED				
Dr	V. SEBASTIAN	07/14/05	ANGULAR	0.X	± 0.50	size	A4
Eng	J. VOLSTROF	07/14/05	LINEAR	0.XX	± 0.13	Scale 4:1	
Chr	J. VOLSTROF	07/14/05	0° ±2°	0.XXX	± -	ECN	N10-0382
Appr	J. VOLSTROF	07/14/05	Product family	METRAL		Spec ref	
			title T SERIES R/A RECEPTACLE ASSY, 4 ROW, STB		dwg no SE96846		Rev. U
			catalog no		CUSTOMER		sheet 4 of 4



Copyright FCI.