

# DATA SHEET

## WIRELESS COMPONENTS

Ceramic Patch Antenna  
ANT1212B00BT2400S

2.4 GHz

SMD 12 × 12 × 4 mm



FEATURES

- High radiation efficiency
- Reflow process compatible
- RoHS compliant

APPLICATIONS

- Navigation device
- Telematics box
- Fleet management

ORDERING INFORMATION

All part numbers are identified by the series, packing type, material, size, antenna type, working frequency and packing quantity.

**PART NUMBER**

**ANT I2I2 B 00B T 2400S**  
 (1) (2) (3) (4) (5) (6)

---

**(1) PRODUCT**

ANT = Antenna

---

**(2) SIZE**

I2I2 = 12 × 12 mm

---

**(3) ANTENNA TYPE**

B = Bulk Antenna

---

**(4) SERIAL NO.**

00B

---

**(5) PACKING STYLE**

T = Tray packing

---

**(6) WORKING FREQUENCY**

2400= 2.4 GHz

---

**PHYCOMP CTC**

CAN43934220B2451B

---

**I2NC**

43934220B245

---

**SPECIFICATION**

Table 1

DESCRIPTION	VALUE
Centre Frequency	2400 - 2500 MHz
Bandwidth	90 MHz (@-7dB)
Gain	4.0 dBic (Typ.)
VSWR	3 Max.
Polarization	Right Hand Circular Polarization
Impedance	50Ω
Operating Temperature	-30~85 °C

**NOTE**

1. Based on 50×50 mm<sup>2</sup> square ground plane.
2. Centre frequency will be offset to working frequency while changes of customer's housing and ground plane.
3. Please contact local sales if you need customized design to gain optimum antenna performance.

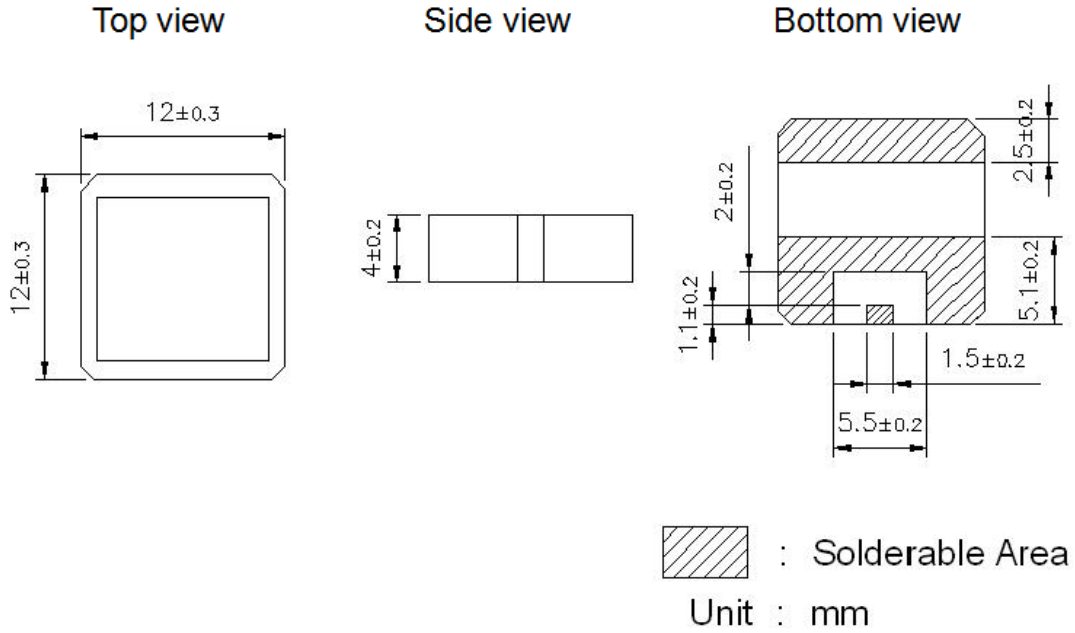


Fig. 1 Mechanical Data

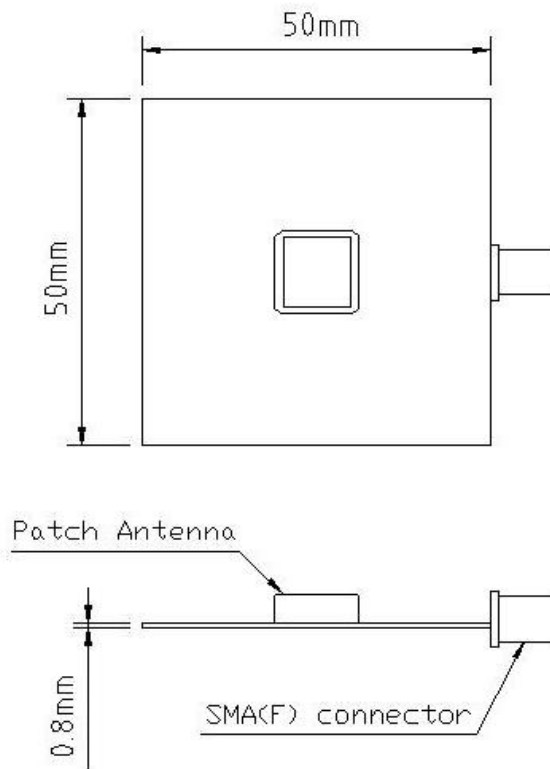
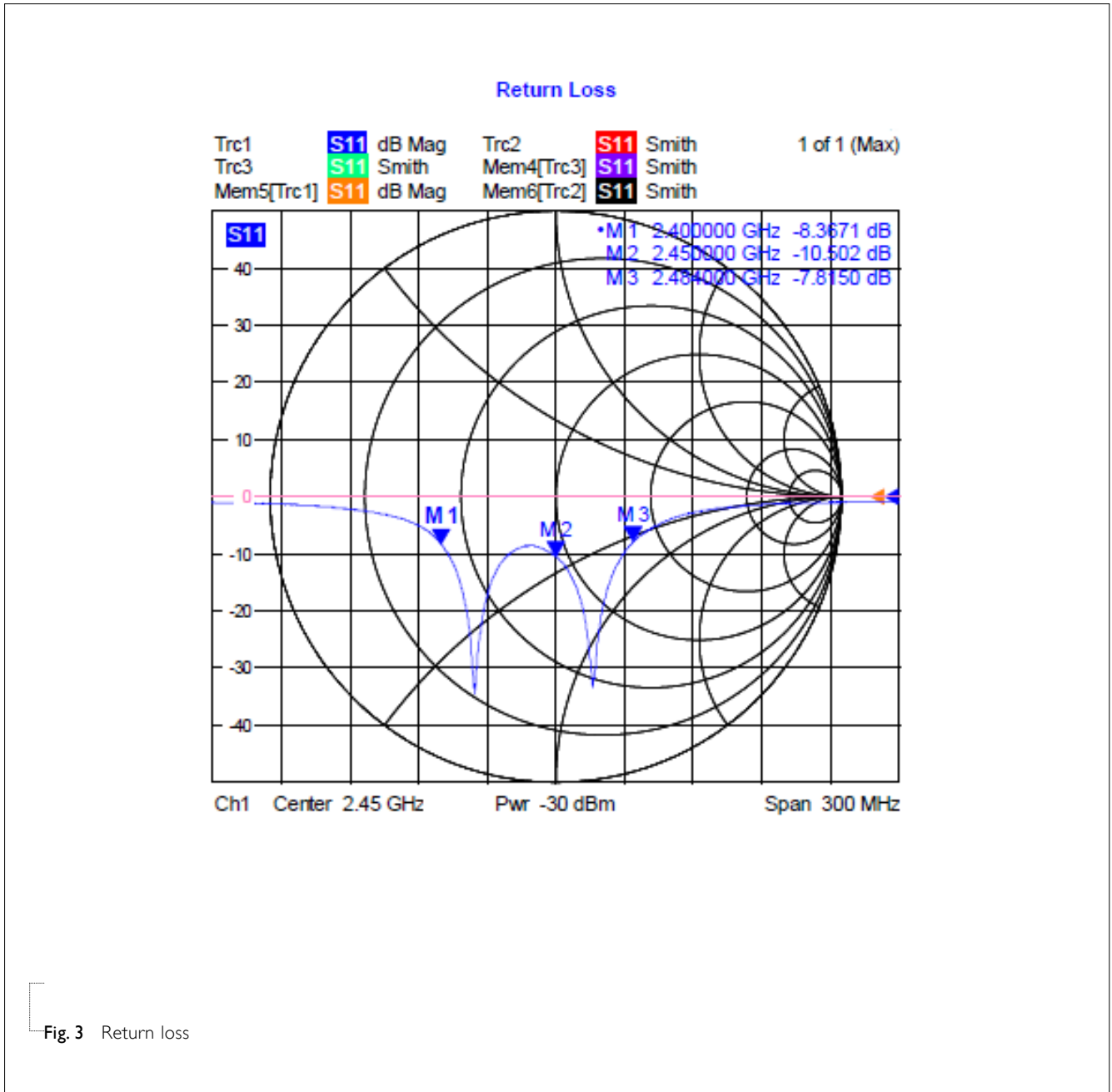
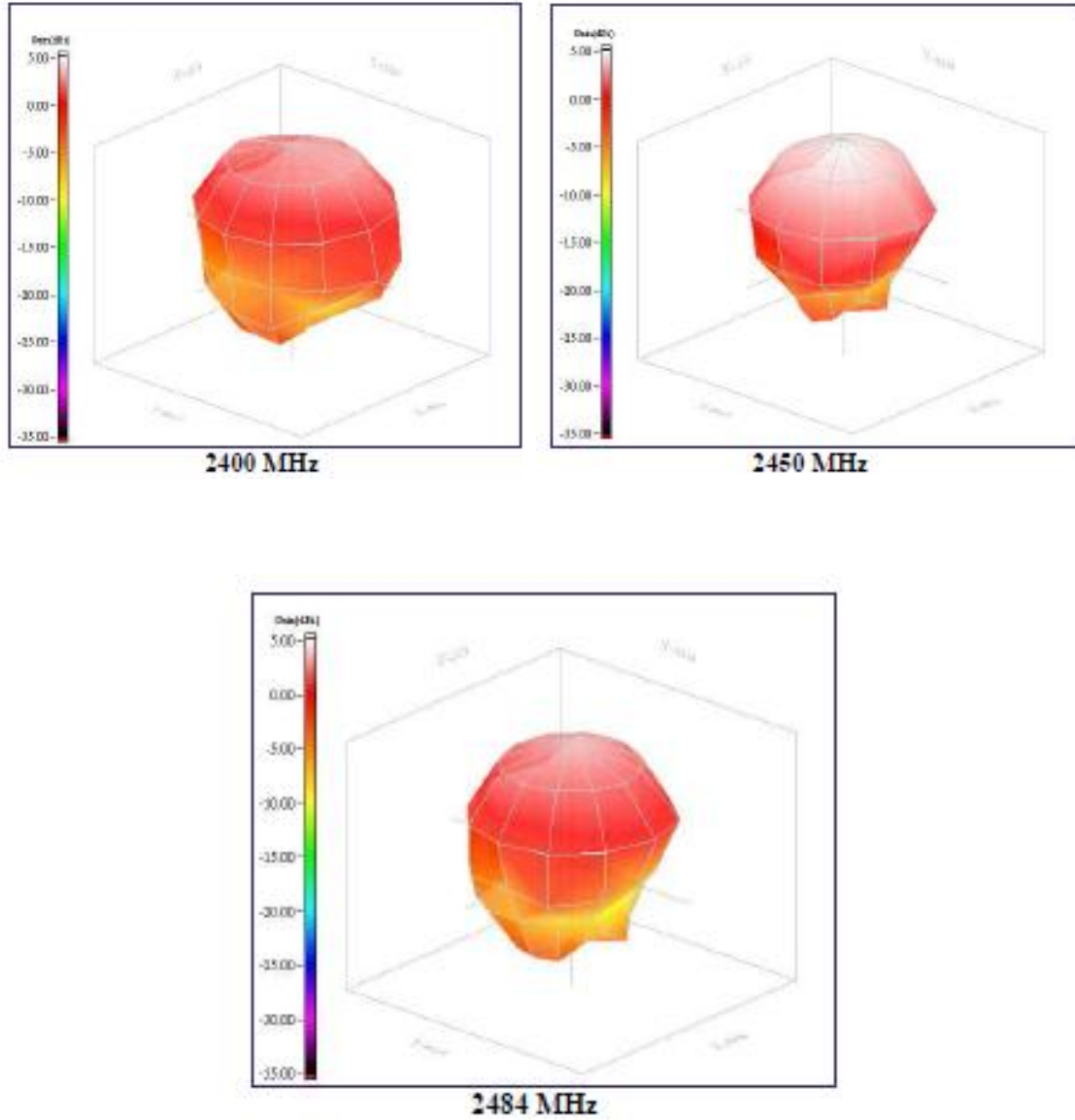


Fig. 2 Evaluation Board

ELECTRICAL PERFORMANCES





### 3D radiation pattern

Fig. 4 Radiation Pattern (Frequency = 2400MHz)

REVISION HISTORY

REVISION	DATE	CHANGE NOTIFICATION	DESCRIPTION
Version 0	Aug. 26, 2016	-	- New data sheet for Patch antenna, SMD Feed size 12×12×4 mm