

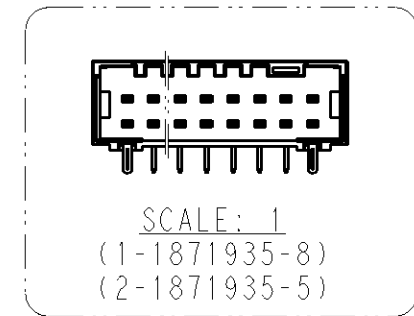
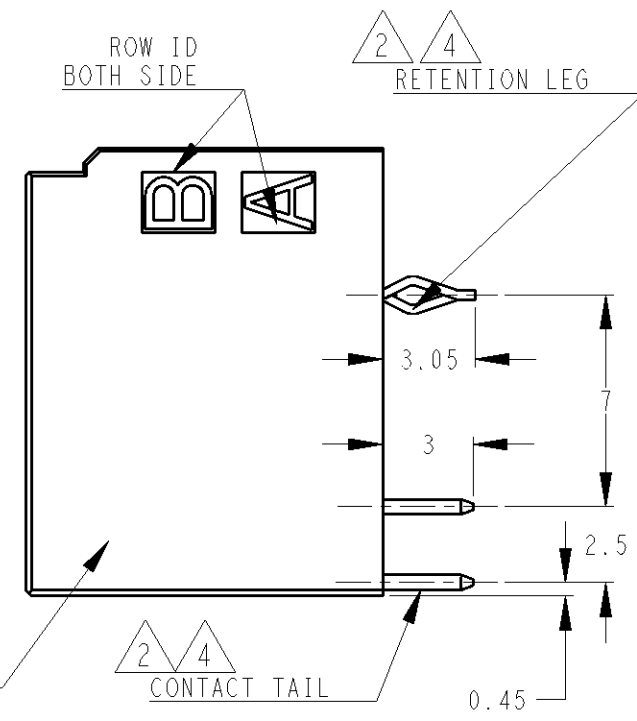
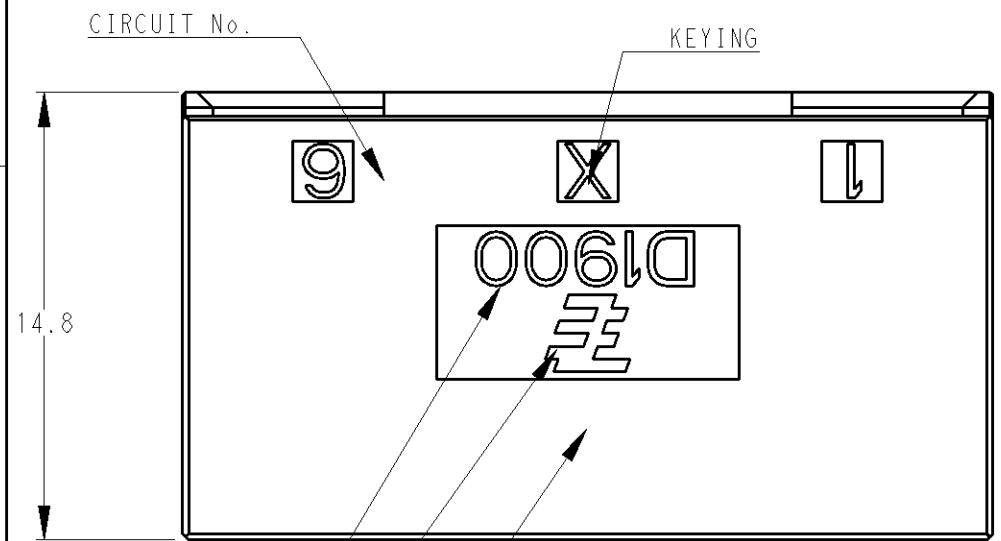
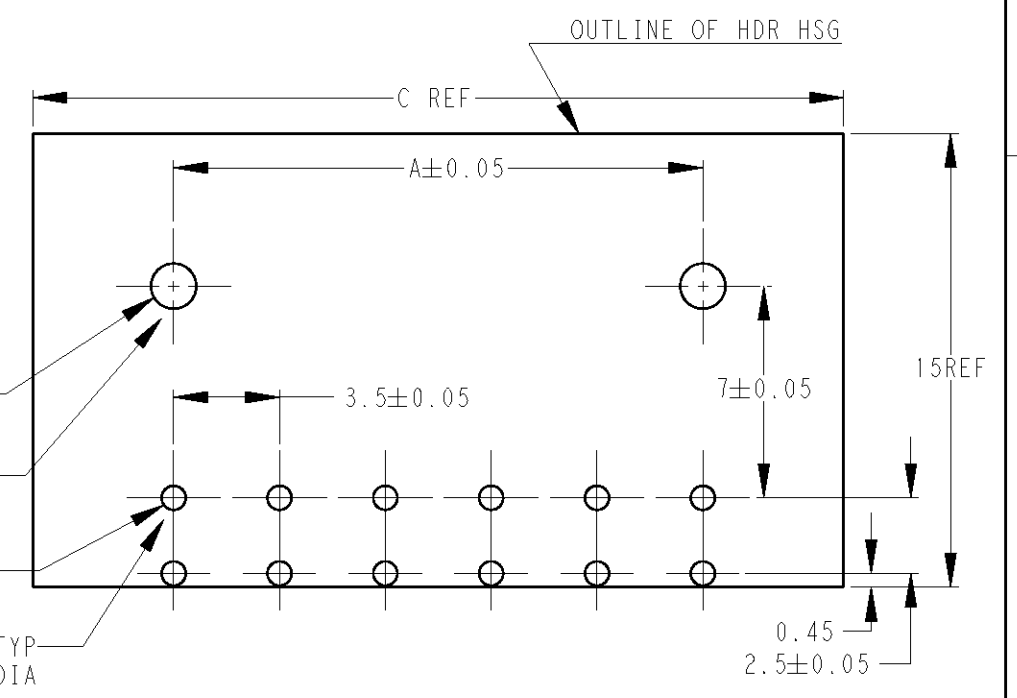
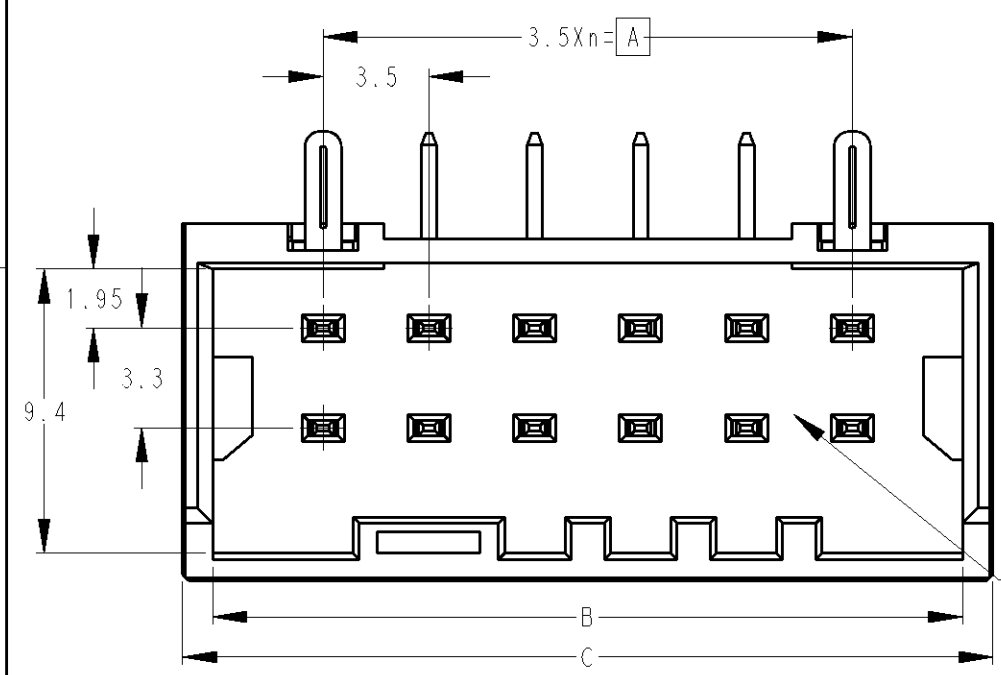
THIS DRAWING IS UNPUBLISHED. RELEASED FOR PUBLICATION JUN2011
 © COPYRIGHT JUN2011 BY Tyco Electronics Japan G.K. ALL RIGHTS RESERVED.

LOC	DIST	REVISIONS				
P	LTR	DESCRIPTION	DATE	DWN	APVD	
J	-	B	REVISED PER ECR-10-020319	13OCT2010	HMR	TM
		C	REVISED	27JUN2011	M.M	N.Y

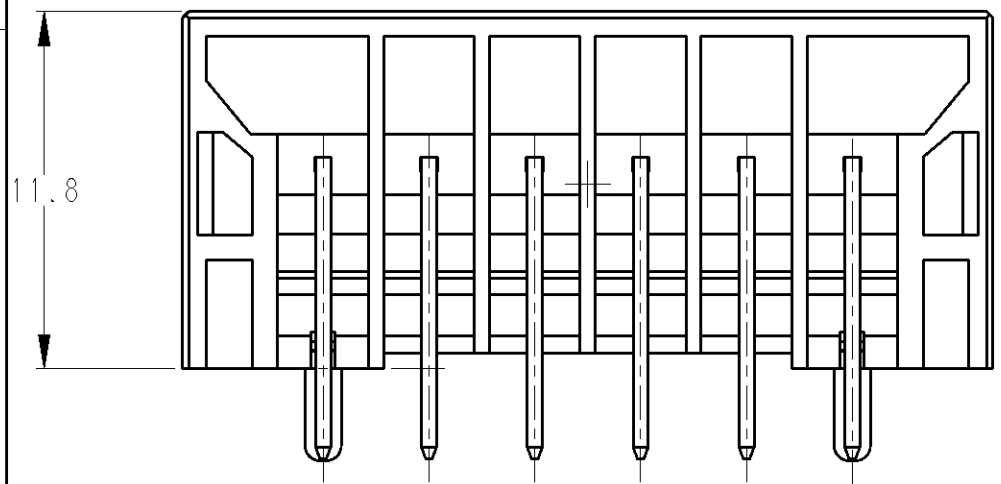
AS SHOWN:1-1871935-6

1. MATERIAL:HOUSING:GLASS FILED THERMO PLASTIC
 POLYESTER(94V-0),COLOR:BLACK
 CONTACT:COPPER ALLOY
 RETENTION LEG:COPPER ALLOY

2. FINISH(ALL OVER):NICKEL PL. 1.27μmMIN
 3. FINISH(CONTACT AREA):GOLD PL. 0.3μmMIN AFTER 2.
 4. FINISH(CONTACT TAIL, RETENTION LEG)
 :TIN PL. 2μmMIN AFTER 2.



RECOMEND PC BOARD HOLE PATTEEN
 : CONNECTOR MOUNT SIDE(NOT ACCUMULATE TOLERANCE)
 PC BOARD THICKNESS : 1.0~1.6±0.1



38	18	63.0	70.3	72.3	2-1871935-9
30	14	49.0	56.3	58.3	2-1871935-5
22	10	35.0	42.3	44.3	2-1871935-1
16	7	24.5	31.8	33.8	1-1871935-8
12	5	17.5	24.8	26.8	1-1871935-6
8	3	10.5	17.8	19.8	1-1871935-4
POS.	n	A	B	C	PART NO.

THIS DRAWING IS A CONTROLLED DOCUMENT.		DWN S. TAKADA 09APR2007	TE Connectivity	
DIMENSIONS: mm		CHK J. AKASAKA 09APR2007		
TOLERANCES UNLESS OTHERWISE SPECIFIED: ±0.3, ±3°		APVD J. AKASAKA 09APR2007	NAME DYNAMIC D1900D 3.5mmPITCH HDR ASSY (H-TYPE) 8-38 POS	
0 PLC ± 1 PLC ± 2 PLC ± 3 PLC ± 4 PLC ± ANGLES ±		PRODUCT SPEC 108-78336	SIZE A3 CAGE CODE 00779 DRAWING NO C=1871935 RESTRICTED TO -	
MATERIAL -		APPLICATION SPEC -	SCALE 4:1 SHEET 1 OF 1 REV C	
FINISH 1 2 3 4		WEIGHT -	CUSTOMER DRAWING	